

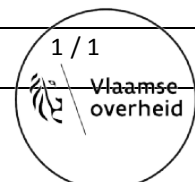
Index to the information package of a type approval with regard to a Regulation (UNECE) :

Last applicable Series of amendments	Base approval and update No	Extension No	Revision No	Issue date	Information document	
					Reference	Number of pages
R06-01	00	-	-	12.04.2018	SONAR SK5481(5482)-105R08-H / 00	9

Approved and to be attached to the approval certificate,

R. VERHELST

Updated Approval No:	E6*06R01/27*0988*00	BEVASYS :	201721833
Update No :	00	Issuedate :	12.04.2018





Communication concerning :

- Approval granted ⁽¹⁾
- ~~Approval extended ⁽⁴⁾~~
- ~~Approval refused ⁽⁴⁾~~
- ~~Approval withdrawn ⁽⁴⁾~~
- ~~Production definitively discontinued ⁽⁴⁾~~

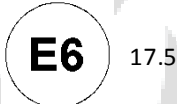
of a type of direction indicator, pursuant to Regulation No.06

Approval No : E6*06R01/27*0988*00

Extension No : -

Approval mark :

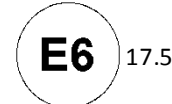
DCR RL
01 00
A 1a PL
02 01
→ →



0988

Left hand

RL DCR
00 01
1a A PL
01 02
← ←



0988

Right hand

1. Trade name or mark of device : SONAR
2. Manufacturer's name for the type of device : SK5481-105R08-H/ SK5482-105R08-H
3. Manufacturer's name and address : Sonar Auto Parts Co., Ltd.
No. 427, Sec. 2, Wenhua Rd., Panchiao District,
New Taipei City, Taiwan, R.O.C.
4. If applicable, name and address of the manufacturer's representative : -
5. Submitted for approval on : 23.11.2017~03.01.2018
6. Technical Service responsible for conducting approval test: Vincotte N.V.
Jan Olieslagerslaan 35
1800 Vilvoorde
Belgium
7. Date of test report issued by that Service: 12.04.2018
8. Number of test report issued by that Service: H1760607082/363

9.	Concise description :	See information document
	Category :	1, 1a, 1b, 2a, 2b, 5, 6 ⁽¹⁾
	Number, category :	1 x PY21W
	Function(s) produced by an interdependent lamp forming part of an interdependent lamps system :	-
	Voltage and wattage :	12V, 21W
	Light source module specific identification code :	-
	Only for limited mounting height of equal to or less than 750mm above the ground :	Yes / No ⁽¹⁾
	Geometrical conditions of installation and relating variations, if any :	See information document
	Application of an electronic light source control gear / variable intensity control :	
	(a) Being part of the lamp :	Yes / No ⁽¹⁾
	(b) Being not part of the lamp :	Yes / No ⁽¹⁾
	Input voltage(s) supplied by an electronic light source control gear / variable intensity control :	-
	Electronic light source control gear / variable intensity control manufacturer and identification number (when the light source control gear is part of the lamp but is not included into the lamp body) :	-
	Variable luminous intensity :	Yes / No ⁽¹⁾
	Sequential activation of light sources (see paragraph 5.6 of this Regulation) :	Yes / No ⁽¹⁾
10.	Position of approval mark :	On the lamp
11.	Reason(s) for extension (if applicable) :	-
12.	Approval granted / extended / refused / withdrawn ⁽¹⁾	

13. Place : Brussels
14. Date : 12.04.2018
15. Signature :

ON BEHALF OF THE SECRETARY-GENERAL:



R. VERHELST

16. The list of documents deposited with the Administrative Service which has granted approval is annexed to this communication and may be obtained on request.

(1) *Delete where not applicable*



VINÇOTTE nv

Registered office: Jan Olieslagerslaan 35 • 1800 Vilvoorde • Belgium

VAT BE 0462.513.222 • RPM/RPR Brussels • BNP Paribas Fortis: BE24 2100 4113 6338 • BIC: GEBABEBB

Jan Olieslagerslaan 35 • 1800 Vilvoorde • Belgium • phone: +32 2 674 57 11 • brussels@vincotte.be

ISO/IEC 17020 Accredited inspection body - Accreditation certificate BELAC No. 016-INSP

1. **SUBJECT : DIRECTION INDICATORS**

R6-01

2. **REF. :** Report number : **H1760607082/363** No. of pages : 1 of 13 No. of annexes : -
Bevasys : 201721833 Approval No. : (0988 00) Update : 00

3. **GENERALITIES :**

Make of Device : SONAR

Commercial Type : -

Manufacturer's Type : SK5481-105R08-H / SK5482-105R08-H

Name and address of the manufacturer :

Sonar Auto Parts Co., Ltd.

No. 427, Sec. 2, Wenhua Rd., Panchiao District,
New Taipei City, Taiwan, R.O.C.

4. **TESTS :** Date and place : 2017.11.23 to 2018.01.03
SUN-JET VISIBLE LIGHT LABORATORY
Applied document(s) : SONAR SK5481(5482)-105R08-H / 00
Inspector : LU Wan-Ching
Persons witnessing the tests : LU Wan-Ching
Location of E-mark : On the lamp

5. **CONCLUSIONS :**

The tests were carried out according to the following specifications :

- UNECE Regulation No. 6 incorporating supplement 27 to the 01 series of amendments.

The models presented comply with the requirements to be applied.

Date : 2018.04.12

Signature :



2BH/LWC-DV

23A-AK

DESCRIPTION OF THE TESTED DIRECTION INDICATOR

Direction indicator lamp type : Front Direction Indicator
 Direction indicator lamp category : 1a
 Category and kind of light source(s) : PY21W
 Number of light source : 1
 Voltage and wattage : 12V, 21W

GENERAL SPECIFICATIONS

Characteristics concerned and prescriptions to apply	References	Conformity	Not applied
<p>The requirements contained in sections 5. "General specifications" and 6. "Individual specifications" and in the Annexes referenced in the said sections of Regulations Nos. 48, 53, 74 or 86, and their series of amendments in force at the time of application for the lamp type approval shall apply to this Regulation.</p>	5.		
<p>The requirements pertinent to each lamp and to the category/ies of vehicle on which the lamp is intended to be installed shall be applied, where its verification at the moment of lamp type approval is feasible.</p>			
<p>Each device supplied shall conform to the specifications set forth in § 6 and § 8 below.</p>	5.1.	X	
<p>The devices must be so designed and constructed that under normal conditions of use and notwithstanding the vibrations to which they may be subjected in such use, their satisfactory operation remains assured and they retain the characteristics prescribed by this Regulation.</p>	5.2.	X	
<p>In the case of light source modules, it shall be checked that :</p>	5.3.		X
<p>The design of the light source module(s) shall be such as</p>	5.3.1.		
<p>(a) that each light source module can only be fitted in no other position than the designated and correct one and can only be removed with the use of tool(s)</p>			
<p>(b) if there are more than one light source module used in the housing for a device, light source modules having different characteristics can not be interchanged within the same lamp housing</p>			
<p>The light source module(s) shall be tamperproof.</p>	5.3.2.		
<p>A light source module shall be so designed that regardless of the use of tool(s), it shall not be mechanically interchangeable with any replaceable approved light source</p>	5.3.3		
<p>In case of failure of the variable intensity control of a direction indicator of category 2b emitting more than the maximum value of category 2a, requirements of steady luminous intensity of category 2a shall be fulfilled automatically.</p>	5.4		X
<p>In the case of replaceable filament lamp(s) :</p>	5.5.	X	
<p>Any category or categories of light source(s) approved according to Regulation No. 37 and/or Regulation No. 128 may be used, provided that no restriction on the use is made in Regulation No. 37 and its series of amendments in force at the time of application for type approval or in Regulation No. 128 and its series of amendments in force at the time of application for type approval.</p>	5.5.1.		
<p>The design of the device shall be such that light source cannot be fixed in any other position but the correct one.</p>	5.5.2.		
<p>The light source holder shall conform to the characteristics given in IEC Publication 60061. The holder data sheet relevant to the category of light source used, applies.</p>	5.5.3.		



SONAR AUTO PARTS CO., LTD.

Head Office:

No. 427, Sec. 2, Wenhua Rd., Panchiao District,
New Taipei City, Taiwan, R.O.C.

Taipei Plant:

No.263, Yingtao Rd. Yingge District,
New Taipei City, Taiwan R.O.C

Tainan Plant:

No. 185, Sec. 1, Jhongshan Rd., Guiren District,
Tainan City, Taiwan, R.O.C.

COMBINATION HEADLAMP

SONAR SK5481-105R08-H / SK5482-105R08-H for Right Hand Traffic

Application: original

Date: December 19, 2017

Total number of pages: 9



AUTOMOTIVE certification
Business Class Kantorenpark
Jan Olieslagerslaan 35
B-1800 Vilvoorde
E-mail: homologation@vincotte.be
2018.04.12



Manufacturer name and address: Sonar Auto Parts Co., Ltd.

No. 427, Sec. 2, Wenhua Rd., Panchiao District,
New Taipei City, Taiwan, R.O.C.

Trade name or mark : SONAR

Type of device : SK5481-105R08-H / SK5482-105R08-H

SPECIFICATIONS**Function-Application-class category lamp and colour**

Trade name or mark		SONAR				
Function		Headlamp		Front Direction Indicator	Front Position Lamp ⁽²⁾⁽³⁾	Daytime Running Lamp ⁽²⁾⁽³⁾
		Driving Beam ⁽¹⁾	Passing Beam ⁽¹⁾			
ECE Regulation		98-01 Supplement 7	98-01 Supplement 7	6-01 Supplement 27	7-02 Supplement 26	87-00 Supplement 19
Class		-	-	-	-	-
Category		-	-	1a	A	-
Number, category and kind of lamp source(s)		1×D1S	1×D1S	1×PY21W	41LEDs / 1 light source	33LEDs / 1 light source
Voltage and wattage		12V, 35W	12V, 35W	12V, 21W	12V, 3W	12V, 11.5W
Lens	Outer	Clear	Clear	Clear	Clear	Clear
	Filter (Inner)	Clear	Clear	Clear	Clear + White	Clear
Colour of light emitted		White	White	Amber	White	White

⁽¹⁾ One D1S light source designed to provide alternately a driving beam and a passing beam.

⁽²⁾ Total 41LEDs / 1 light source for front position lamp and 33LEDs / 1 light source for daytime running lamp reciprocally incorporated with front position lamp only.

⁽³⁾ Electronic light source control gear is installed, being part of the lamp.

TECHNICAL DATA

Part		Material	Remark
Lens	Outer	PC (polycarbonate)	GE ⁽⁴⁾
	Filter (Inner)	PC (polycarbonate)	GE ⁽⁴⁾
	Filter (Inner) for passing beam and driving beam	Glass	-
Reflector		PA+M20% ⁽⁵⁾	Adjustable
Housing		PP + GF30%	-

⁽⁴⁾ The base material of lens: Type number is LEXAN Resin LS2 from GE Advanced Materials.

The hard coating: Type number is UVT 2008 from Shiang Yuan.

⁽⁵⁾ There are two kinds of sub-reflectors, one is electroplate and the other is black.

MARKING

Marking		Location
Trade name or mark	SONAR	See drawing
Approval marks	0988	See drawing
LED module code	-	-



AUTOMOTIVE certification
Business Class Kantorenpark
Jan Olieslagerslaan 35
B-1800 Vilvoorde
E-mail: homologation@vincotte.be
2018.04.12



DRAWINGS	
Reference	Version
SK5481(5482) 105R08-H-1	2018.01.05
SK5481(5482) 105R08-H-2	2018.01.05
SK5481(5482) 105R08-H-3	2018.01.05
SK5481(5482) 105R08-H-4	2018.01.05
SK5481(5482) 105R08-H-5	2018.01.05
SK5481(5482) 105R08-H-6	2018.01.05


(Null below)



AUTOMOTIVE certification
Business Class Kantorenpark
Jan Olieslagerslaan 35
B-1800 Vilvoorde
E-mail: homologation@vincotte.be
2018.04.12



DRIVING DIRECTION



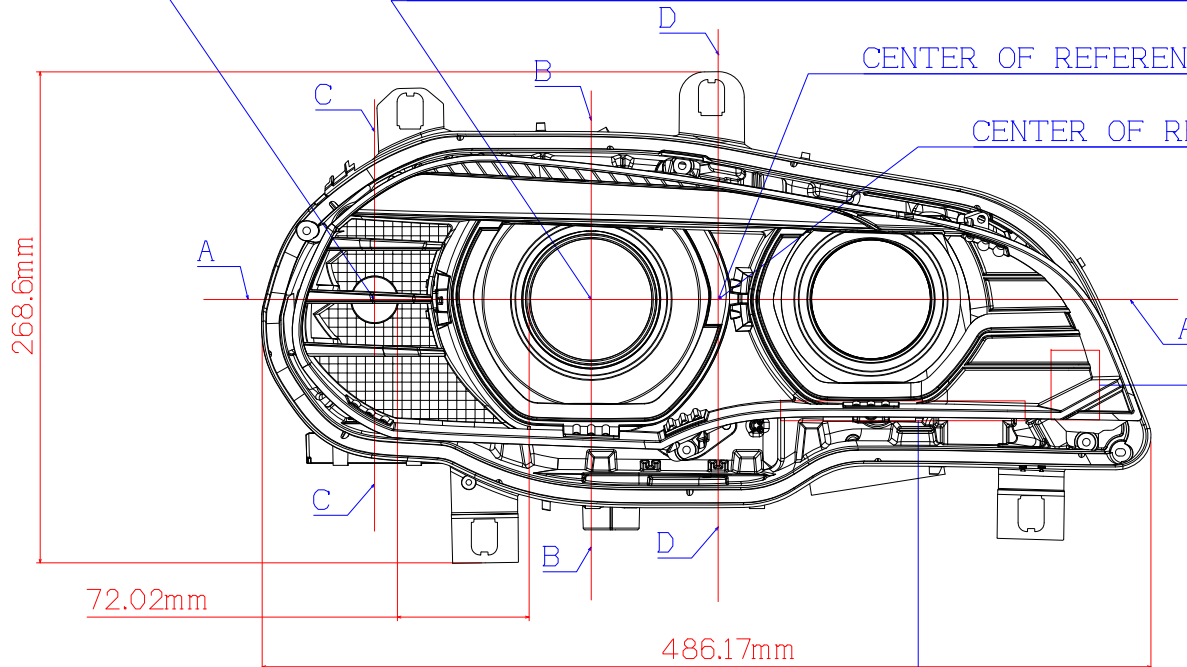
NOTE: 1. THIS DRAWING SHALL BE APPLIED FOR RIGHT SIDE ONLY,THE LEFT SIDE SHALL BE SYMMETRICAL
2. THE LENS IS FIXED TO HOUSING BY USING GLUE AND CLIPS.

CENTER OF REFERENCE (FRONT DIRECTION INDICATOR PY21W,12V21W)

CENTER OF REFERENCE ((DRIVING BEAM&PASSING BEAM D1S 12V35W)

CENTER OF REFERENCE (FRONT POSITION LAMP 41LED`s,12V3W)

CENTER OF REFERENCE (DAYTIME RUNNING LAMP 33LED`s,12V 11.5W)



DCR RL
01 00
A 1a PL
02 01
E6 17.5
0988

FOR LEFT

RL DCR
00 01
1a A PL
01 02
E6 17.5
0988

FOR RIGHT

RH SONAR SK5481 105R08-H

LH SONAR SK5482 105R08-H

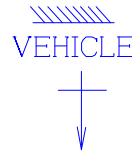
UNIT:mm



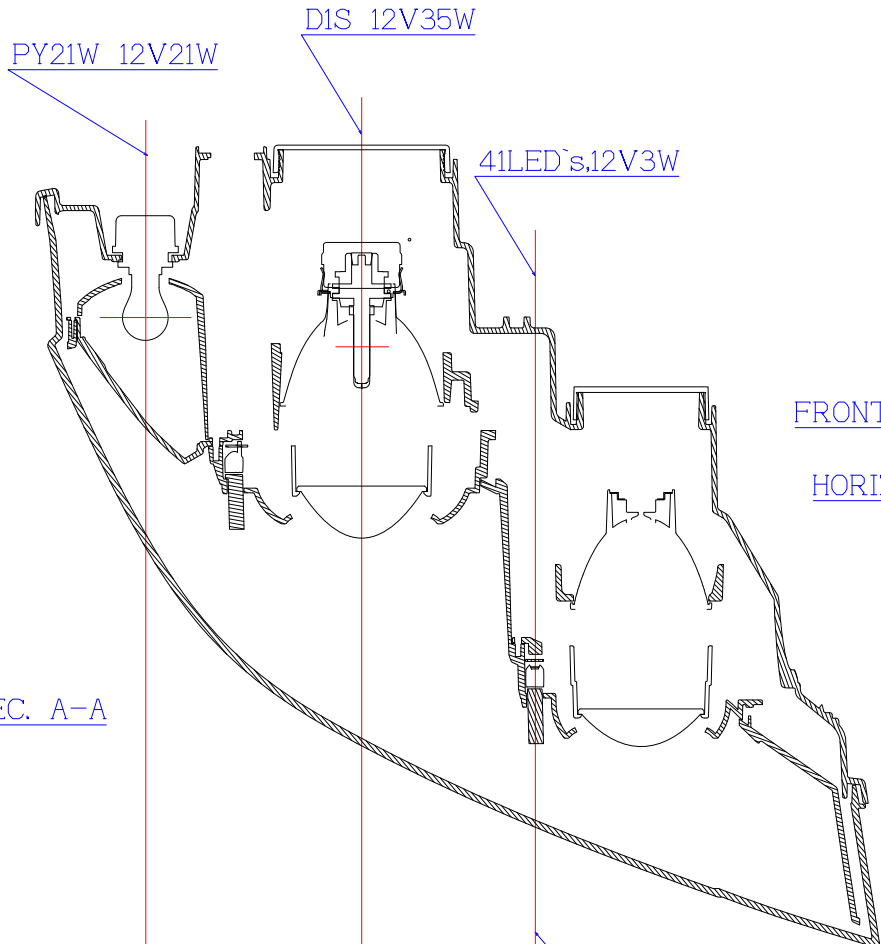
AUTOMOTIVE certification
Business Class Kantorenpark
Jan Olieslagerslaan 35
B-1800 Vilvoorde
E-mail: homologation@vincotte.be
2018.04.12

COMPANY	SONAR AUTO PARTS CO., LTD	
MODEL NAME	SK5481(5482) 105R08-H-1	DATE:2018.01.05
FUNCTION	COMBINATION HEAD LAMP	

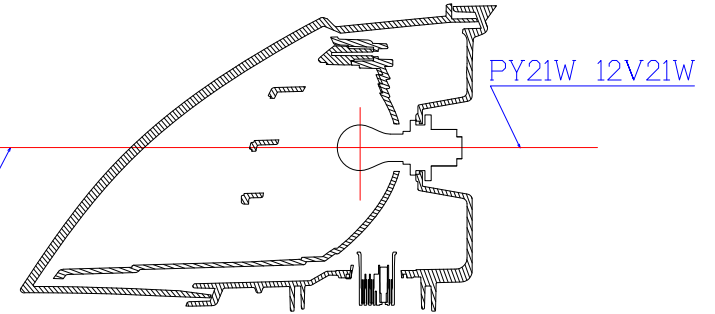
DRIVING DIRECTION



NOTE: 1. THIS DRAWING SHALL BE APPLIED FOR RIGHT SIDE ONLY,THE LEFT SIDE SHALL BE SYMMETRICAL
2. THE LENS IS FIXED TO HOUSING BY USING GLUE AND CLIPS.



FRONT DIRECTION INDICATOR
AXIS OF REFERENCE
HORIZONTAL PLANE OF VEHICLE



SEC. A-A

SEC. C-C

AXIS OF REFERENCE
FRONT POSITION LAMP
LONGITUDINAL PLANE OF VEHICLE

DRIVING BEAM&PASSING BEAM

AXIS OF REFERENCE

LONGITUDINAL PLANE OF VEHICLE

AXIS OF REFERENCE

FRONT DIRECTION INDICATOR

LONGITUDINAL PLANE OF VEHICLE



AUTOMOTIVE certification
Business Class Kantorenpark
Jan Olieslagerslaan 35
B-1800 Vilvoorde
E-mail: homologation@vincotte.be
2018.04.12

UNIT:mm

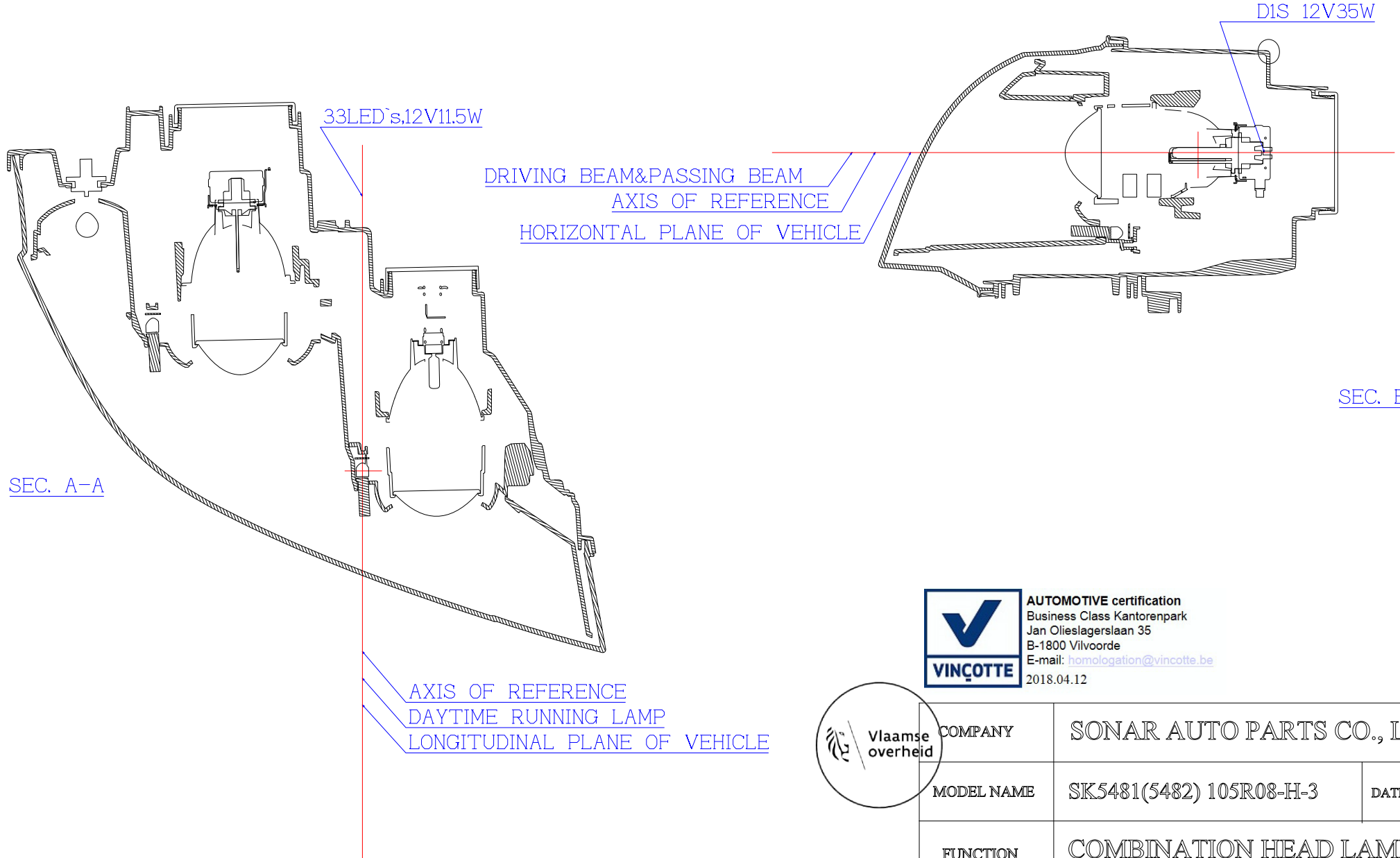


COMPANY	SONAR AUTO PARTS CO., LTD	
MODEL NAME	SK5481(5482) 105R08-H-2	DATE:2018.01.05
FUNCTION	COMBINATION HEAD LAMP	

DRIVING DIRECTION



NOTE: 1. THIS DRAWING SHALL BE APPLIED FOR RIGHT SIDE ONLY, THE LEFT SIDE SHALL BE SYMMETRICAL
 2. THE LENS IS FIXED TO HOUSING BY USING GLUE AND CLIPS.



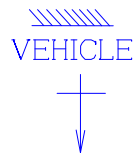
AUTOMOTIVE certification
 Business Class Kantorenpark
 Jan Olieslagerslaan 35
 B-1800 Vilvoorde
 E-mail: homologation@vincotte.be
 2018.04.12

UNIT:mm



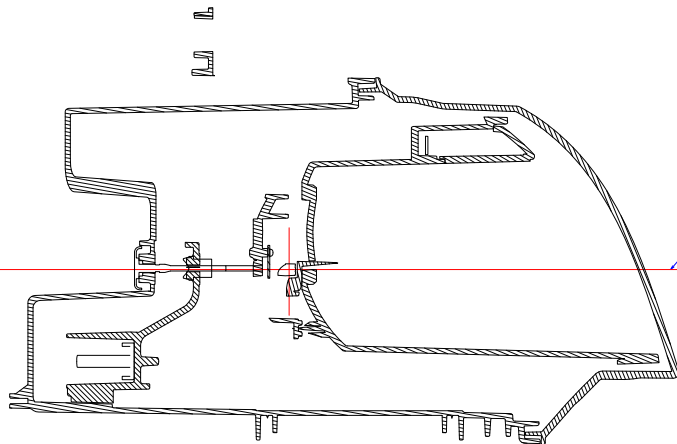
COMPANY	SONAR AUTO PARTS CO., LTD	
MODEL NAME	SK5481(5482) 105R08-H-3	DATE:2018.01.05
FUNCTION	COMBINATION HEAD LAMP	

DRIVING DIRECTION



NOTE: 1. THIS DRAWING SHALL BE APPLIED FOR RIGHT SIDE ONLY, THE LEFT SIDE SHALL BE SYMMETRICAL
 2. THE LENS IS FIXED TO HOUSING BY USING GLUE AND CLIPS.

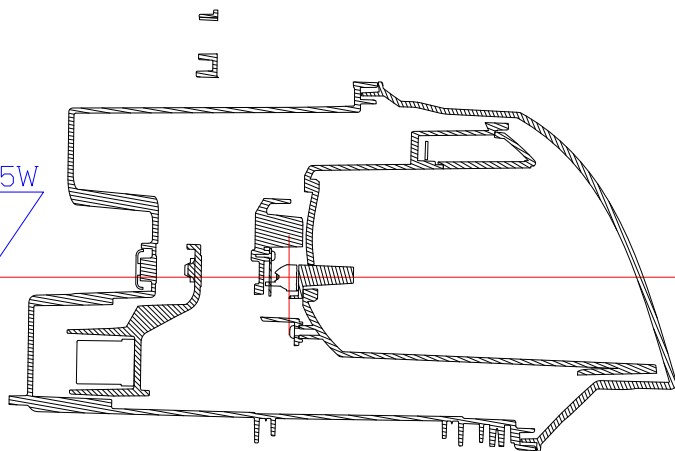
41LED's,12V3W



HORIZONTAL PLANE OF VEHICLE
 FRONT POSITION LAMP
 AXIS OF REFERENCE

SEC. D-D

33LED's,12V11.5W



HORIZONTAL PLANE OF VEHICLE
 DAYTIME RUNNING LAMP
 AXIS OF REFERENCE

SEC. D-D

UNIT:mm




AUTOMOTIVE certification
 Business Class Kantorenpark
 Jan Olieslagerslaan 35
 B-1800 Vilvoorde
 E-mail: homologation@vincotte.be
 2018.04.12



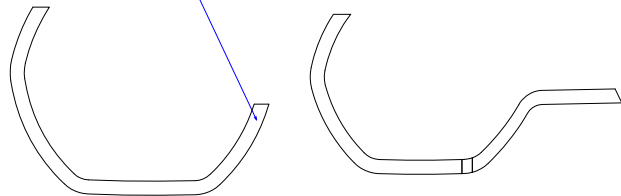
COMPANY	SONAR AUTO PARTS CO., LTD	
MODEL NAME	SK5481(5482) 105R08-H-4	DATE:2018.01.05
FUNCTION	COMBINATION HEAD LAMP	

DRIVING DIRECTION



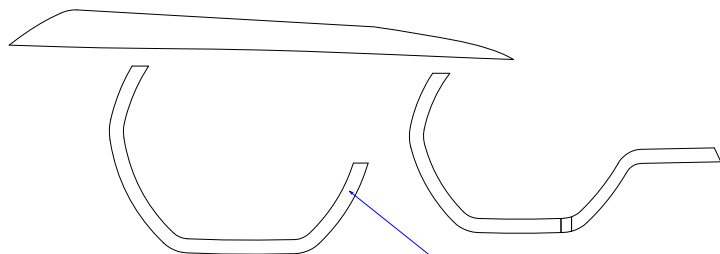
NOTE: 1. THIS DRAWING SHALL BE APPLIED FOR RIGHT SIDE ONLY, THE LEFT SIDE SHALL BE SYMMETRICAL
2. THE LENS IS FIXED TO HOUSING BY USING GLUE AND CLIPS.

CENTER OF REFERENCE



面積:3841平方mm

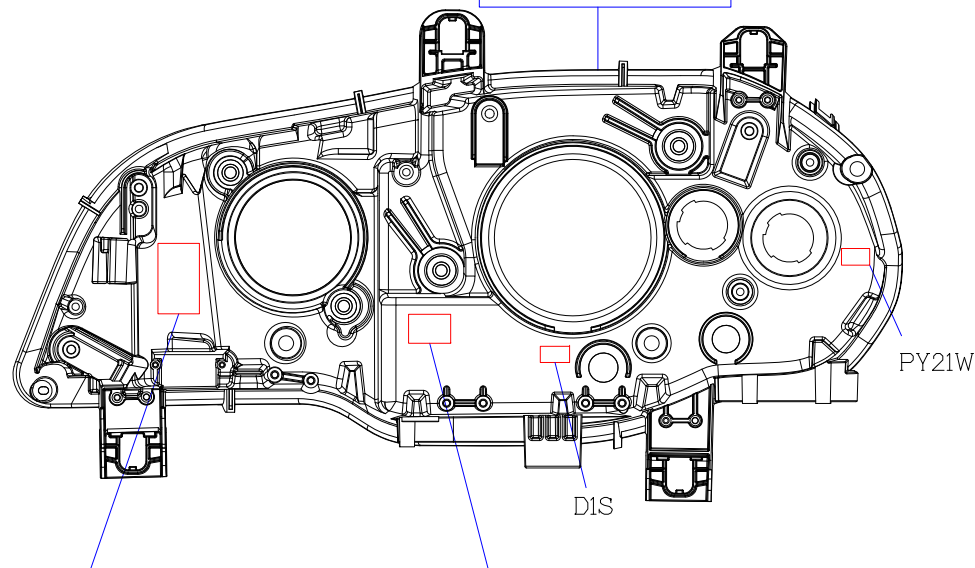
ILLUMINATING SURFACE OF DAYTIME RUNNING LAMP



CENTER OF REFERENCE

面積:11010平方mm

ILLUMINATING SURFACE OF FRONT POSITION LAMP



RL DCR
00 01
1a A PL
01 02
E6 17.5
0988
RH SONAR SK5481 105R08-H

SONAR SK5481 105R08-H
MADE IN TAIWAN
LENS >PC<
HOUSING >PP+GF30%<
INNER >PC<

12V LED
DRL:1.5W
POS:3W

12V ~~24V~~

RH

UNIT:mm



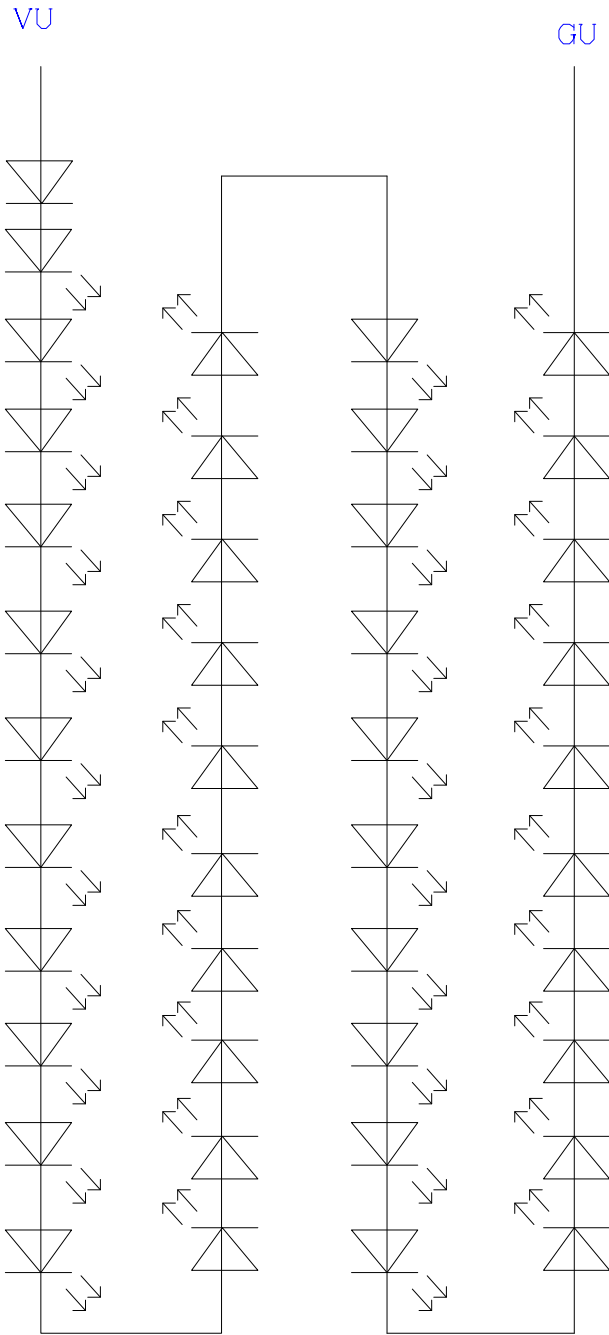

COMPANY	SONAR AUTO PARTS CO., LTD	
MODEL NAME	SK5481(5482) 105R08-H-5	DATE:2018.01.05
FUNCTION	COMBINATION HEAD LAMP	



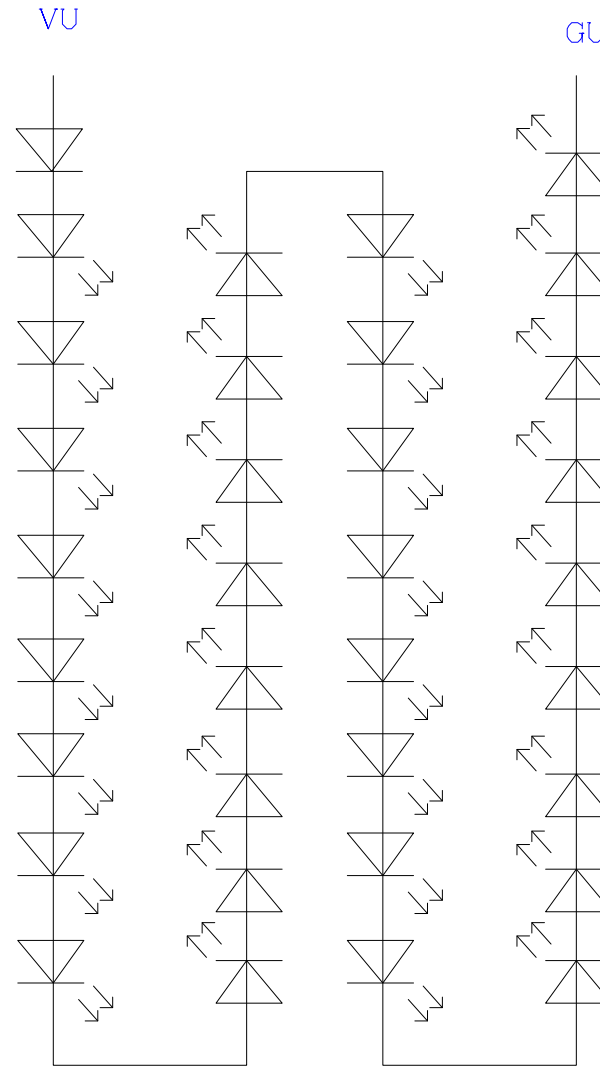
AUTOMOTIVE certification
Business Class Kantorenpark
Jan Olievslagerslaan 35
B-1800 Vilvoorde
E-mail: homologation@vincotte.be
2018.04.12

DRIVING DIRECTION

NOTE: 1. THIS DRAWING SHALL BE APPLIED FOR RIGHT SIDE ONLY, THE LEFT SIDE SHALL BE SYMMETRICAL
2. THE LENS IS FIXED TO HOUSING BY USING GLUE AND CLIPS.



CIRCUIT DIAGRAM OF FRONT POSITION LAMP



CIRCUIT DIAGRAM OF DAYTIME RUNNING LAMP

UNIT:mm



AUTOMOTIVE certification
Business Class Kantorenpark
Jan Olieslagerslaan 35
B-1800 Vilvoorde
E-mail: homologation@vincotte.be
2018.04.12



COMPANY	SONAR AUTO PARTS CO., LTD	
MODEL NAME	SK5481(5482) 105R08-H-6	DATE:2018.01.05
FUNCTION	COMBINATION HEAD LAMP	

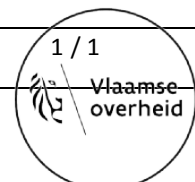
Index to the information package of a type approval with regard to a Regulation (UNECE) :


Last applicable Series of amendments	Base approval and update No	Extension No	Revision No	Issue date	Information document	
					Reference	Number of pages
R07-02	00	-	-	12.04.2018	SONAR SK5481(5482)-105R08-H / 00	9

Approved and to be attached to the approval certificate,

R. VERHELST

Updated Approval No:	E6*07R02/26*0988*00	BEVASYS :	201721834
Update No :	00	Issuedate :	12.04.2018





Communication concerning :

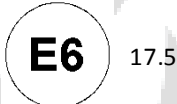
- Approval granted ⁽¹⁾
- ~~Approval extended ⁽⁴⁾~~
- ~~Approval refused ⁽⁴⁾~~
- ~~Approval withdrawn ⁽⁴⁾~~
- ~~Production definitively discontinued ⁽⁴⁾~~

of a type of device, pursuant to Regulation No.07

Approval No : E6*07R02/26*0988*00 Extension No : -

Approval mark :

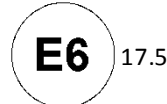
DCR RL
01 00
A 1a PL
02 01
→ →



0988

Left hand

RL DCR
00 01
1a A PL
01 02
← ←



0988

Right hand

1. Trade name or mark of device : SONAR
2. Manufacturer's name for the type of device : SK5481-105R08-H/ SK5482-105R08-H
3. Manufacturer's name and address : Sonar Auto Parts Co., Ltd.
No. 427, Sec. 2, Wenhua Rd., Panchiao District,
New Taipei City, Taiwan, R.O.C.
4. If applicable, name and address of the manufacturer's representative : -
5. Submitted for approval on : 19.12.2017 ~ 03.01.2018
6. Technical Service responsible for conducting approval test: Vincotte N.V.
Jan Olieslagerslaan 35
1800 Vilvoorde
Belgium
7. Date of test report issued by that Service: 12.04.2018
8. Number of test report issued by that Service : H1760607082/364

9.	Concise description :	See information document
9.1.	By category of lamp :	A
	For mounting either outside or inside or both ⁽¹⁾	
	Colour of light emitted :	White / Red ⁽¹⁾
	Number, category and kind of light source(s) :	41LEDs / 1 light source
	Voltage and wattage :	12V, 3W
	Light source module specific identification code :	-
	Only for limited mounting height of equal to or less than 750mm above the ground :	Yes / No ⁽¹⁾
	Geometrical conditions of installation and relating variations, if any :	See information document
	Application of an electronic light source control gear / variable intensity control :	
	(a) Being part of the lamp :	Yes / No ⁽¹⁾
	(b) Being not part of the lamp :	Yes / No ⁽¹⁾
	Input voltage(s) supplied by an electronic light source control gear / variable intensity control :	13.5V
	Electronic light source control gear/variable intensity control manufacturer and identification number (when the light source control gear is part of the lamp but is not included into the lamp body) :	-
	Variable luminous intensity :	Yes / No ⁽¹⁾
	The front position lamp / rear position lamp / stop lamp / end-outline marker lamp ⁽¹⁾ is only for use on a vehicle fitted with a tell-tale indicating failure :	Yes / No ⁽¹⁾
9.2.	Function(s) produced by an interdependent lamp forming part of an interdependent lamp system :	
	Front position lamp :	Yes / No ⁽⁴⁾
	R1 Rear position lamp :	Yes / No ⁽⁴⁾
	R2 Rear position lamp :	Yes / No ⁽⁴⁾
	S1 Stop lamp :	Yes / No ⁽⁴⁾
	S2 Stop lamp :	Yes / No ⁽⁴⁾
	S3 Stop lamp :	Yes / No ⁽⁴⁾
	S4 Stop lamp :	Yes / No ⁽⁴⁾
	End-outline marker lamp :	Yes / No ⁽⁴⁾
10.	Position of approval mark :	On the lamp
11.	Reason(s) for extension (if applicable) :	-
12.	Approval granted / extended / refused / withdrawn ⁽¹⁾	

13. Place : Brussels
14. Date : 12.04.2018
15. Signature :

ON BEHALF OF THE SECRETARY-GENERAL:



R. VERHELST

16. The list of documents deposited with the Type Approval Authority which has granted approval is annexed to this communication and may be obtained on request.

(1) *Delete where not applicable*



VINÇOTTE nv

Registered office: Jan Olieslagerslaan 35 • 1800 Vilvoorde • Belgium

VAT BE 0462.513.222 • RPM/RPR Brussels • BNP Paribas Fortis: BE24 2100 4113 6338 • BIC: GEBABEBB

Jan Olieslagerslaan 35 • 1800 Vilvoorde • Belgium • phone: +32 2 674 57 11 • brussels@vincotte.be

ISO/IEC 17020 Accredited inspection body - Accreditation certificate BELAC No. 016-INSP

1. **SUBJECT : FRONT AND REAR POSITION (SIDE) LAMPS
STOP-LAMPS
END-OUTLINE MARKER LAMPS**

R7-02

2. **REF. :** Report number : **H1760607082/364** No. of pages : 1 of 13 No. of annexes : -
Bevasys : 201721834 Approval No. : (0988 00) Update : 00

3. **GENERALITIES :**

Make of Device : SONAR

Commercial Type : -

Manufacturer's Type : SK5481-105R08-H / SK5482-105R08-H

Name and address of the manufacturer :

Sonar Auto Parts Co., Ltd.

No. 427, Sec. 2, Wenhua Rd., Panchiao District,

New Taipei City, Taiwan, R.O.C.

4. **TESTS :** Date and place : 2017.12.19 to 2018.01.03
SUN-JET VISIBLE LIGHT LABORATORY
Applied document(s) : SONAR SK5481(5482)-105R08-H / 00
Inspector : LU Wan-Ching
Persons witnessing the tests : LU Wan-Ching
Location of E-mark : On the lamp

5. **CONCLUSIONS :**

The tests were carried out according to the following specifications :

- UNECE Regulation No. 7 incorporating supplement 26 to the 02 series of amendments.

The models presented comply with the requirements to be applied.

Date : 2018.04.12

Signature :



VINÇOTTE nv/sa
LU Wan-Ching
Automotive Certification

DESCRIPTION OF THE TESTED LAMP

Lamp type : Front position lamp, which is reciprocally incorporated with daytime running lamp.
 Lamp category : A
 Category and kind of light source(s) : LED
 Number of light source(s) : 41LEDs / 1 light source
 Voltage and wattage : 12V, 3W

GENERAL SPECIFICATIONS

Characteristics concerned and prescriptions to apply	References	Conformity	Not applied
The requirements contained in sections 5. "General specifications" and 6. "Individual specifications" and in the Annexes referenced in the said sections of Regulations Nos. 48, 53, 74 or 86, and their series of amendments in force at the time of application for the lamp type approval shall apply to this Regulation. The requirements pertinent to each lamp and to the category/ies of vehicle on which the lamp is intended to be installed shall be applied, where its verification at the moment of lamp type approval is feasible.	5.		
Each device supplied shall conform to the specifications set forth in § 6 and 8 below.	5.1.	X	
The devices must be so designed and constructed that in normal conditions of use, and notwithstanding the vibrations to which they may be subjected in such use, their satisfactory operation remains assured and they retain the characteristics prescribed by this Regulation.	5.2.	X	
Lamps having been approved as front or rear position lamps, are deemed being also approved end-outline marker lamps.	5.3.		X
Front and rear position lamps which are grouped or combined or reciprocally incorporated may also be used as end-outline marker lamps.	5.4.		X
Position lamps, which are reciprocally incorporated with another function, using a common light source, and designed to operate permanently with an additional system to regulate the intensity of the light emitted, are permitted.	5.5.	X	
However, in the case of rear position lamp reciprocally incorporated with a stop lamp, the device shall either: (a) Be a part of a multiple light source arrangement, or (b) Be intended for use in a vehicle equipped with a failure monitoring system for that function. In either case, a note shall be made within the communication document.	5.5.1.		X
In the case of light source modules, it shall be checked that:	5.6.		X
The design of the light source module(s) shall be such as: (a) That each light source module can only be fitted in no other position than the designated and correct one and can only be removed with the use of tool(s); (b) If there are more than one light source module used in the housing for a device, light source modules having different characteristics can not be interchanged within the same lamp housing.	5.6.1.		
The light source module(s) shall be tamperproof.	5.6.2.		
A light source module shall be so designed that regardless of the use of tool(s), it shall not be mechanically interchangeable with any replaceable approved light source.	5.6.3.		
If the front position lamp incorporates one or more infrared radiation generators, the photometric and colour requirements for this front position lamp shall be met with and without the operation of the infrared radiation generator(s).	5.7		X



SONAR AUTO PARTS CO., LTD.

Head Office:

No. 427, Sec. 2, Wenhua Rd., Panchiao District,
New Taipei City, Taiwan, R.O.C.

Taipei Plant:

No.263, Yingtao Rd. Yingge District,
New Taipei City, Taiwan R.O.C

Tainan Plant:

No. 185, Sec. 1, Jhongshan Rd., Guiren District,
Tainan City, Taiwan, R.O.C.

COMBINATION HEADLAMP

SONAR SK5481-105R08-H / SK5482-105R08-H for Right Hand Traffic

Application: original

Date: December 19, 2017

Total number of pages: 9



AUTOMOTIVE certification
Business Class Kantorenpark
Jan Olieslagerslaan 35
B-1800 Vilvoorde
E-mail: homologation@vincotte.be
2018.04.12



Manufacturer name and address: Sonar Auto Parts Co., Ltd.

No. 427, Sec. 2, Wenhua Rd., Panchiao District,
New Taipei City, Taiwan, R.O.C.

Trade name or mark : SONAR

Type of device : SK5481-105R08-H / SK5482-105R08-H

SPECIFICATIONS**Function-Application-class category lamp and colour**

Trade name or mark		SONAR				
Function		Headlamp		Front Direction Indicator	Front Position Lamp ⁽²⁾⁽³⁾	Daytime Running Lamp ⁽²⁾⁽³⁾
		Driving Beam ⁽¹⁾	Passing Beam ⁽¹⁾			
ECE Regulation		98-01 Supplement 7	98-01 Supplement 7	6-01 Supplement 27	7-02 Supplement 26	87-00 Supplement 19
Class		-	-	-	-	-
Category		-	-	1a	A	-
Number, category and kind of lamp source(s)		1×D1S	1×D1S	1×PY21W	41LEDs / 1 light source	33LEDs / 1 light source
Voltage and wattage		12V, 35W	12V, 35W	12V, 21W	12V, 3W	12V, 11.5W
Lens	Outer	Clear	Clear	Clear	Clear	Clear
	Filter (Inner)	Clear	Clear	Clear	Clear + White	Clear
Colour of light emitted		White	White	Amber	White	White

⁽¹⁾ One D1S light source designed to provide alternately a driving beam and a passing beam.

⁽²⁾ Total 41LEDs / 1 light source for front position lamp and 33LEDs / 1 light source for daytime running lamp reciprocally incorporated with front position lamp only.

⁽³⁾ Electronic light source control gear is installed, being part of the lamp.

TECHNICAL DATA

Part		Material	Remark
Lens	Outer	PC (polycarbonate)	GE ⁽⁴⁾
	Filter (Inner)	PC (polycarbonate)	GE ⁽⁴⁾
	Filter (Inner) for passing beam and driving beam	Glass	-
Reflector		PA+M20% ⁽⁵⁾	Adjustable
Housing		PP + GF30%	-

⁽⁴⁾ The base material of lens: Type number is LEXAN Resin LS2 from GE Advanced Materials.

The hard coating: Type number is UVT 2008 from Shiang Yuan.

⁽⁵⁾ There are two kinds of sub-reflectors, one is electroplate and the other is black.

MARKING

Marking		Location
Trade name or mark	SONAR	See drawing
Approval marks	0988	See drawing
LED module code	-	-



AUTOMOTIVE certification
Business Class Kantorenpark
Jan Olieslagerslaan 35
B-1800 Vilvoorde
E-mail: homologation@vincotte.be
2018.04.12



DRAWINGS	
Reference	Version
SK5481(5482) 105R08-H-1	2018.01.05
SK5481(5482) 105R08-H-2	2018.01.05
SK5481(5482) 105R08-H-3	2018.01.05
SK5481(5482) 105R08-H-4	2018.01.05
SK5481(5482) 105R08-H-5	2018.01.05
SK5481(5482) 105R08-H-6	2018.01.05


(Null below)



AUTOMOTIVE certification
Business Class Kantorenpark
Jan Olieslagerslaan 35
B-1800 Vilvoorde
E-mail: homologation@vincotte.be
2018.04.12



DRIVING DIRECTION



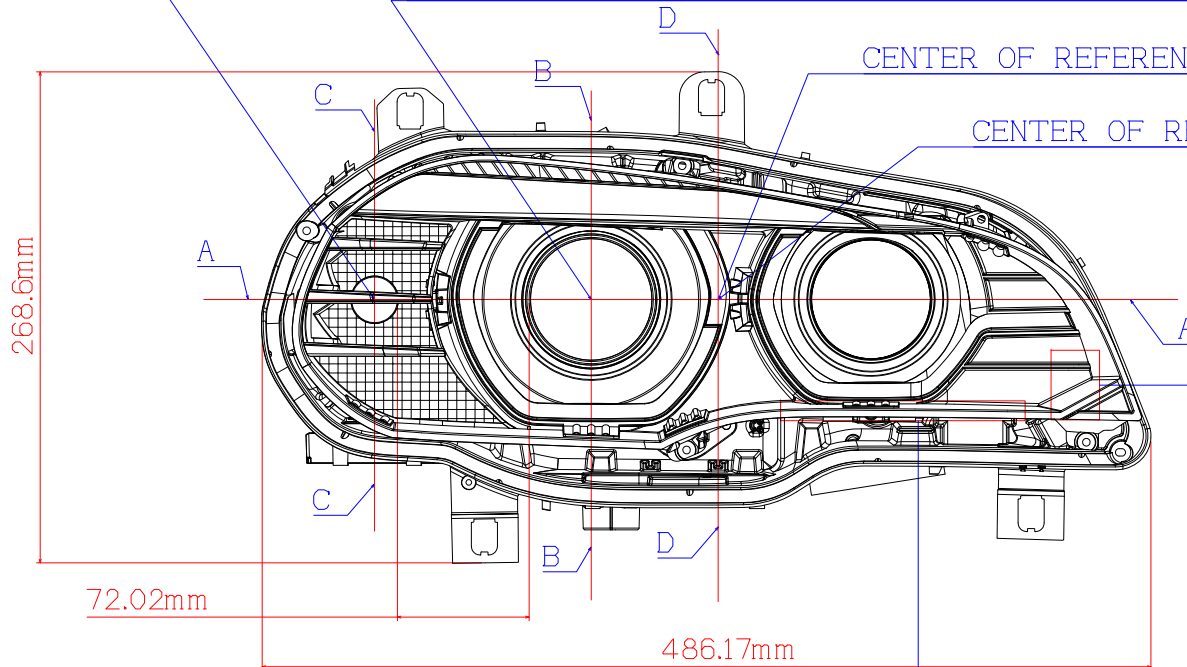
NOTE: 1. THIS DRAWING SHALL BE APPLIED FOR RIGHT SIDE ONLY, THE LEFT SIDE SHALL BE SYMMETRICAL
2. THE LENS IS FIXED TO HOUSING BY USING GLUE AND CLIPS.

CENTER OF REFERENCE (FRONT DIRECTION INDICATOR PY21W,12V21W)

CENTER OF REFERENCE ((DRIVING BEAM&PASSING BEAM D1S 12V35W)

CENTER OF REFERENCE (FRONT POSITION LAMP 41LED`s,12V3W)

CENTER OF REFERENCE (DAYTIME RUNNING LAMP 33LED`s,12V 11.5W)



DCR RL
01 00
A 1a PL
02 01
E6 17.5
0988

FOR LEFT


RL DCR
00 01
1a A PL
01 02
E6 17.5
0988

FOR RIGHT

RH SONAR SK5481 105R08-H

LH SONAR SK5482 105R08-H

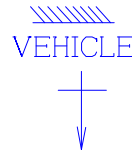
UNIT:mm



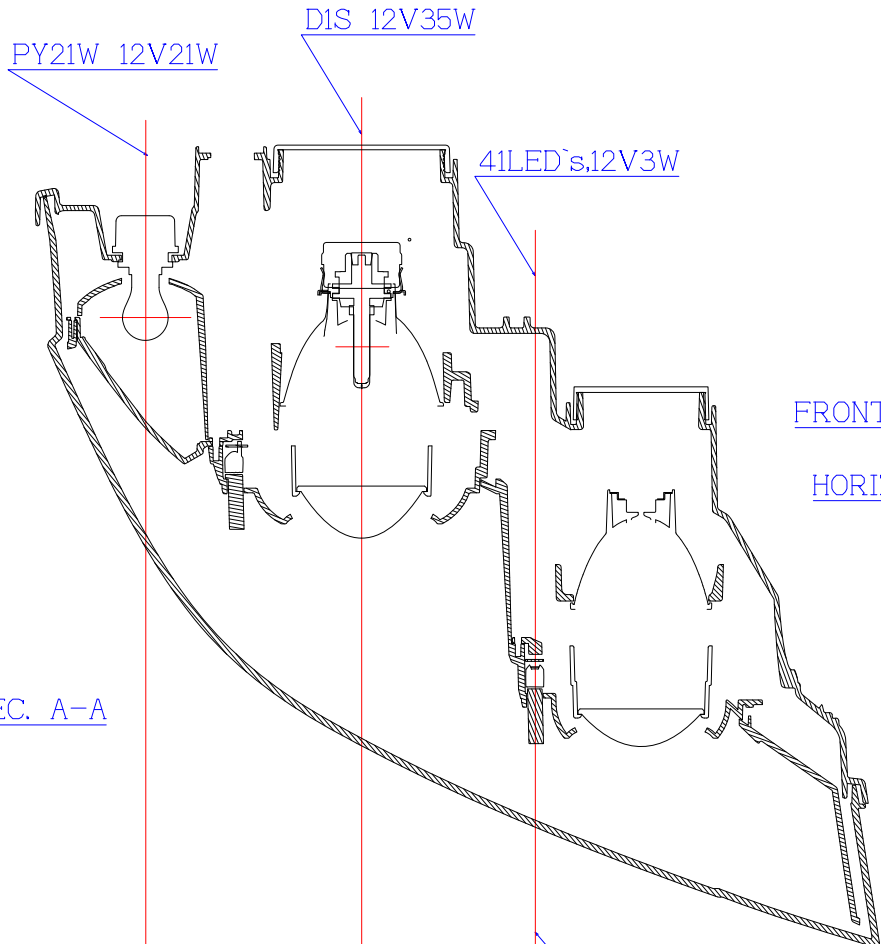
AUTOMOTIVE certification
Business Class Kantorenpark
Jan Olieslagerslaan 35
B-1800 Vilvoorde
E-mail: homologation@vincotte.be
2018.04.12

COMPANY	SONAR AUTO PARTS CO., LTD	
MODEL NAME	SK5481(5482) 105R08-H-1	DATE:2018.01.05
FUNCTION	COMBINATION HEAD LAMP	

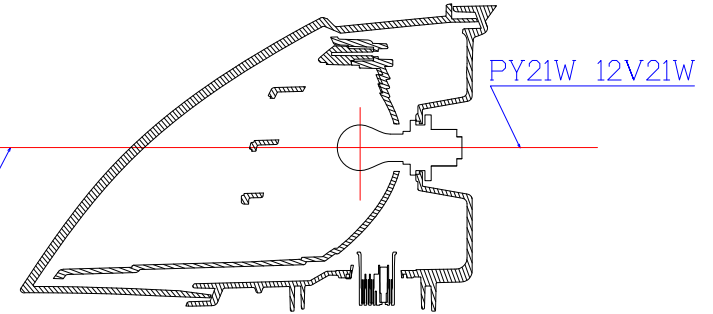
DRIVING DIRECTION



NOTE: 1. THIS DRAWING SHALL BE APPLIED FOR RIGHT SIDE ONLY, THE LEFT SIDE SHALL BE SYMMETRICAL
2. THE LENS IS FIXED TO HOUSING BY USING GLUE AND CLIPS.



FRONT DIRECTION INDICATOR
AXIS OF REFERENCE
HORIZONTAL PLANE OF VEHICLE



SEC. A-A

SEC. C-C

AXIS OF REFERENCE
FRONT POSITION LAMP
LONGITUDINAL PLANE OF VEHICLE

DRIVING BEAM&PASSING BEAM

AXIS OF REFERENCE

LONGITUDINAL PLANE OF VEHICLE

AXIS OF REFERENCE

FRONT DIRECTION INDICATOR

LONGITUDINAL PLANE OF VEHICLE



AUTOMOTIVE certification
Business Class Kantorenpark
Jan Olieslagerslaan 35
B-1800 Vilvoorde
E-mail: homologation@vincotte.be
2018.04.12

UNIT:mm

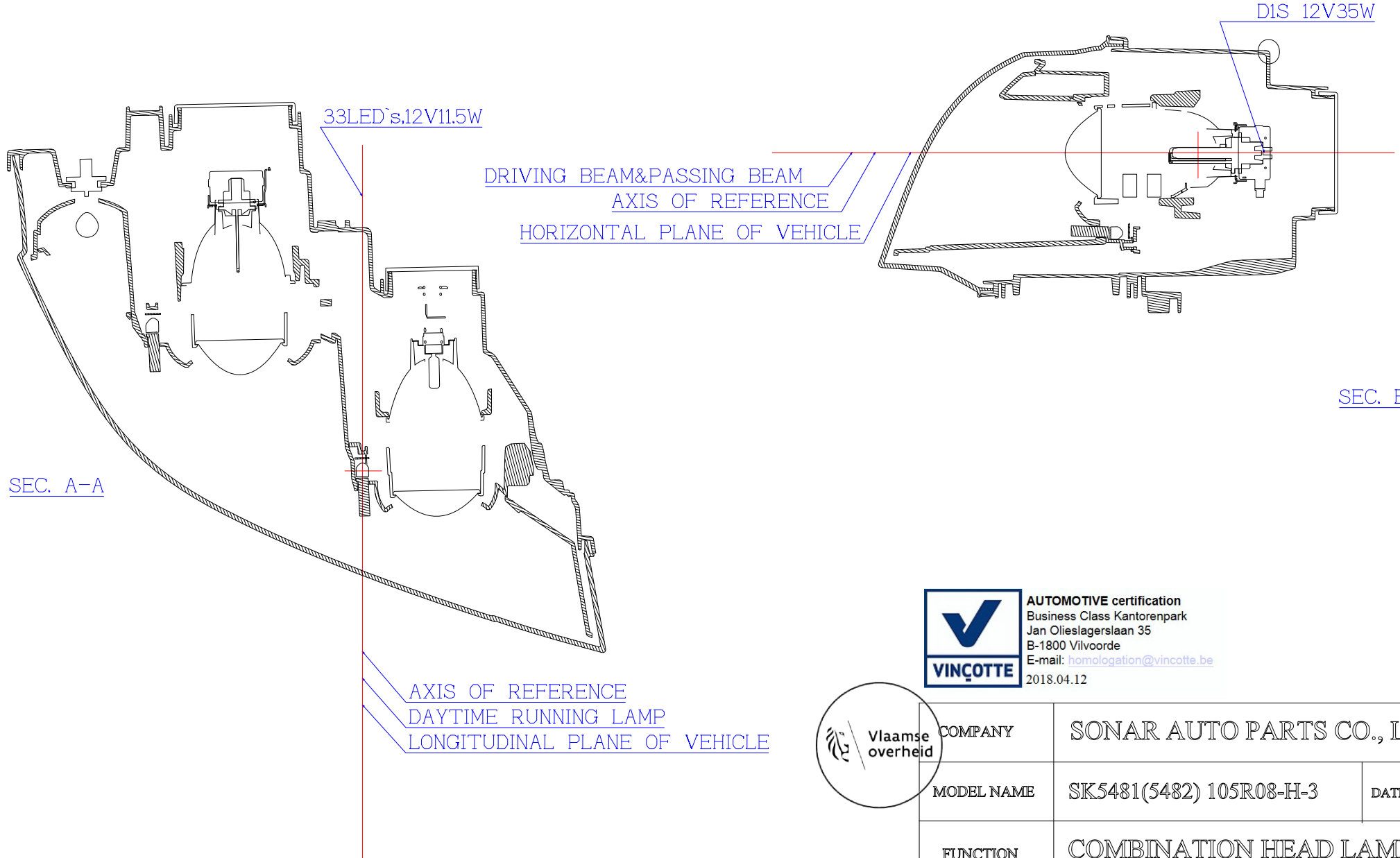


COMPANY	SONAR AUTO PARTS CO., LTD	
MODEL NAME	SK5481(5482) 105R08-H-2	DATE:2018.01.05
FUNCTION	COMBINATION HEAD LAMP	

DRIVING DIRECTION



NOTE: 1. THIS DRAWING SHALL BE APPLIED FOR RIGHT SIDE ONLY, THE LEFT SIDE SHALL BE SYMMETRICAL
2. THE LENS IS FIXED TO HOUSING BY USING GLUE AND CLIPS.



SEC. A-A

33LED's,12V1.5W

DRIVING BEAM&PASSING BEAM
AXIS OF REFERENCE
HORIZONTAL PLANE OF VEHICLE

D1S 12V35W

SEC. B-B

AXIS OF REFERENCE
DAYTIME RUNNING LAMP
LONGITUDINAL PLANE OF VEHICLE



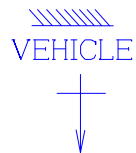
AUTOMOTIVE certification
Business Class Kantorenpark
Jan Olieslagerslaan 35
B-1800 Vilvoorde
E-mail: homologation@vincotte.be
2018.04.12

UNIT:mm



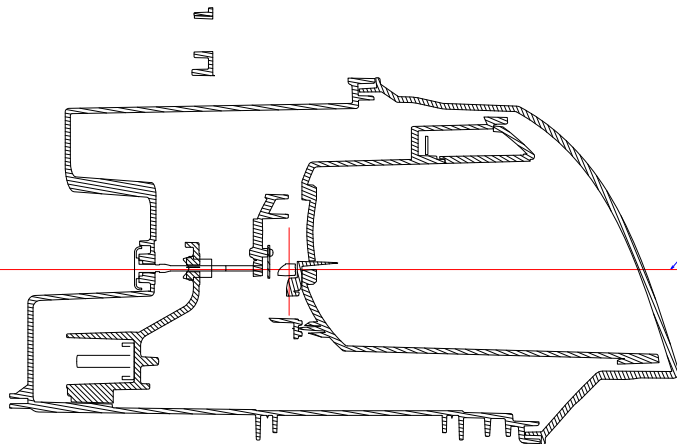
COMPANY	SONAR AUTO PARTS CO., LTD	
MODEL NAME	SK5481(5482) 105R08-H-3	DATE:2018.01.05
FUNCTION	COMBINATION HEAD LAMP	

DRIVING DIRECTION



NOTE: 1. THIS DRAWING SHALL BE APPLIED FOR RIGHT SIDE ONLY, THE LEFT SIDE SHALL BE SYMMETRICAL
 2. THE LENS IS FIXED TO HOUSING BY USING GLUE AND CLIPS.

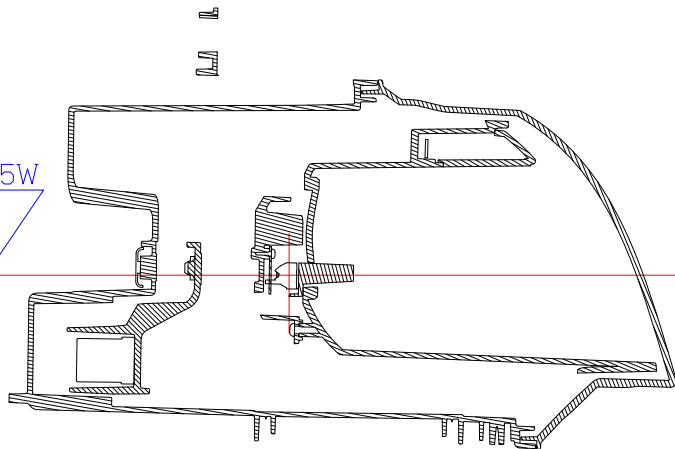
41LED's,12V3W



HORIZONTAL PLANE OF VEHICLE
 FRONT POSITION LAMP
 AXIS OF REFERENCE

SEC. D-D

33LED's,12V11.5W



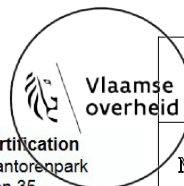
HORIZONTAL PLANE OF VEHICLE
 DAYTIME RUNNING LAMP
 AXIS OF REFERENCE

SEC. D-D

UNIT:mm

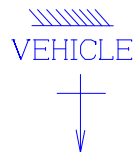


AUTOMOTIVE certification
 Business Class Kantorenpark
 Jan Olieslagerslaan 35
 B-1800 Vilvoorde
 E-mail: homologation@vincotte.be
 2018.04.12



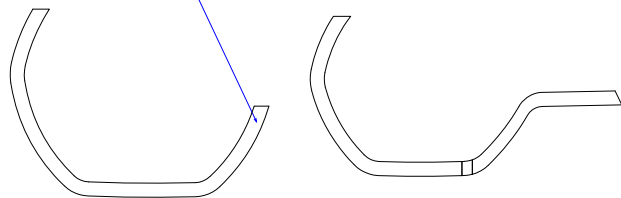
COMPANY	SONAR AUTO PARTS CO., LTD	
MODEL NAME	SK5481(5482) 105R08-H-4	DATE:2018.01.05
FUNCTION	COMBINATION HEAD LAMP	

DRIVING DIRECTION



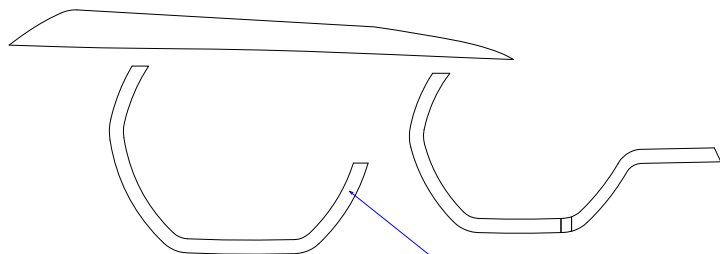
NOTE: 1. THIS DRAWING SHALL BE APPLIED FOR RIGHT SIDE ONLY, THE LEFT SIDE SHALL BE SYMMETRICAL
2. THE LENS IS FIXED TO HOUSING BY USING GLUE AND CLIPS.

CENTER OF REFERENCE



面積:3841平方mm

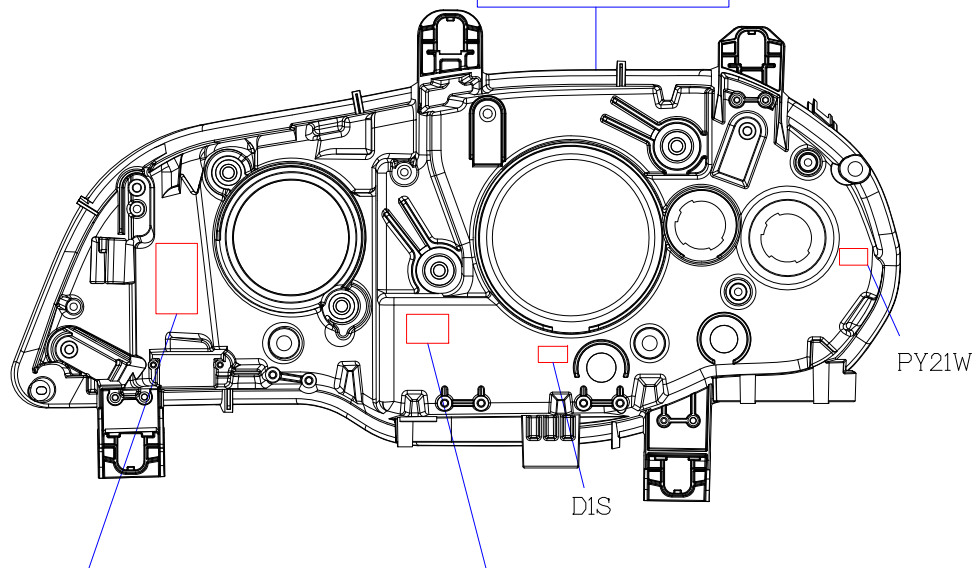
ILLUMINATING SURFACE OF DAYTIME RUNNING LAMP



CENTER OF REFERENCE

面積:11010平方mm

ILLUMINATING SURFACE OF FRONT POSITION LAMP



RL DCR
00 01
1a A PL
01 02
E6 17.5
0988
RH SONAR SK5481 105R08-H

SONAR SK5481 105R08-H
MADE IN TAIWAN
LENS >PC<
HOUSING >PP+GF30%<
INNER >PC<

12V LED
DRL:1.5W
POS:3W

12V ~~24V~~

RH

UNIT:mm



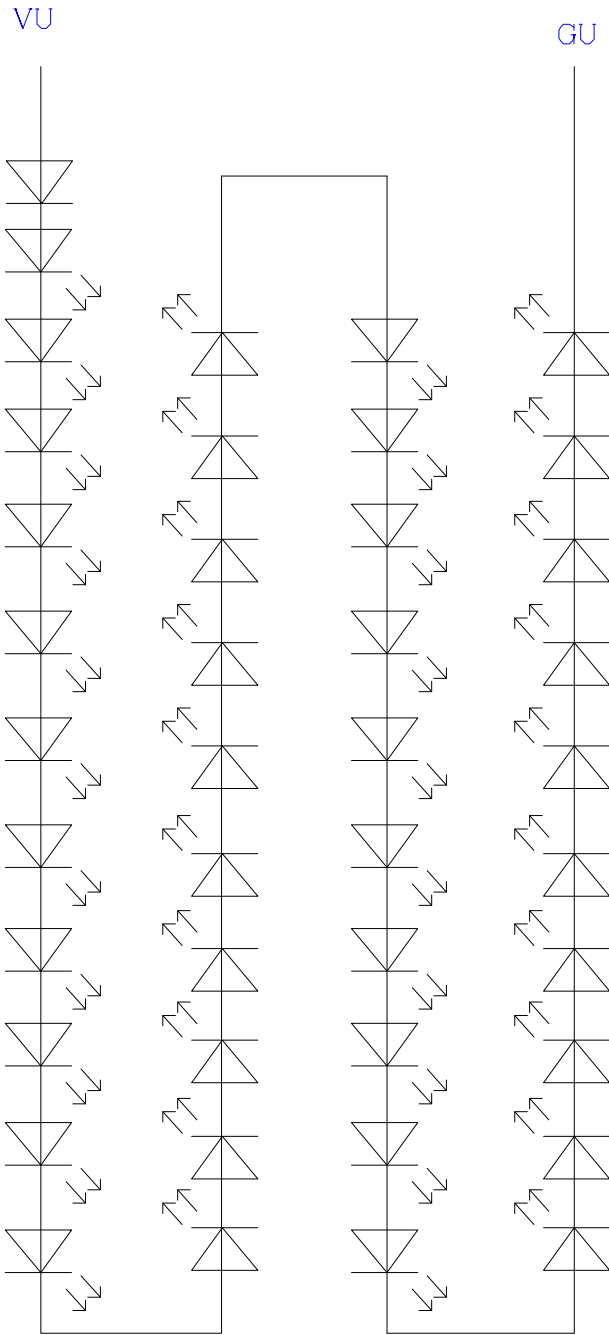

COMPANY	SONAR AUTO PARTS CO., LTD	
MODEL NAME	SK5481(5482) 105R08-H-5	DATE:2018.01.05
FUNCTION	COMBINATION HEAD LAMP	



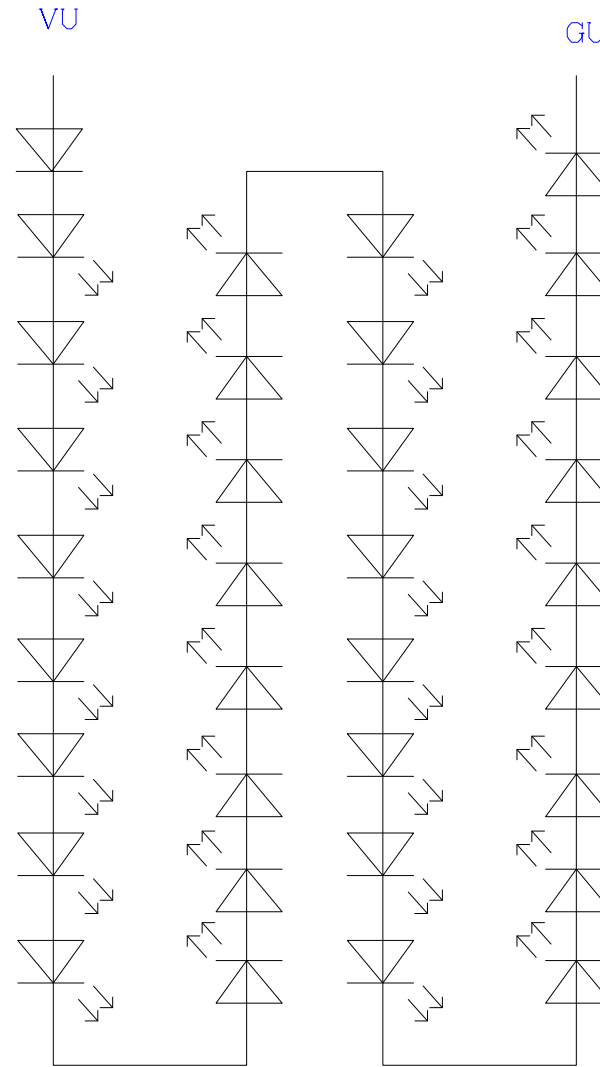
AUTOMOTIVE certification
Business Class Kantorenpark
Jan Olievslagerslaan 35
B-1800 Vilvoorde
E-mail: homologation@vincotte.be
2018.04.12

DRIVING DIRECTION

NOTE: 1. THIS DRAWING SHALL BE APPLIED FOR RIGHT SIDE ONLY, THE LEFT SIDE SHALL BE SYMMETRICAL
2. THE LENS IS FIXED TO HOUSING BY USING GLUE AND CLIPS.



CIRCUIT DIAGRAM OF FRONT POSITION LAMP



CIRCUIT DIAGRAM OF DAYTIME RUNNING LAMP

UNIT:mm



AUTOMOTIVE certification
Business Class Kantorenpark
Jan Olieslagerslaan 35
B-1800 Vilvoorde
E-mail: homologation@vincotte.be
2018.04.12



COMPANY	SONAR AUTO PARTS CO., LTD	
MODEL NAME	SK5481(5482) 105R08-H-6	DATE:2018.01.05
FUNCTION	COMBINATION HEAD LAMP	

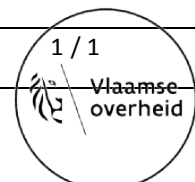
Index to the information package of a type approval with regard to a Regulation (UNECE) :

Last applicable Series of amendments	Base approval and update No	Extension No	Revision No	Issue date	Information document	
					Reference	Number of pages
R87-00	00	-	-	12.04.2018	SONAR SK5481(5482)-105R08-H / 00	9

Approved and to be attached to the approval certificate,

R. VERHELST

Updated Approval No:	E6*87R00/19*0988*00	BEVASYS :	201721835
Update No :	00	Issuedate :	12.04.2018





Communication concerning :

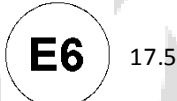
- Approval granted ⁽¹⁾
- ~~- Approval extended ⁽⁴⁾~~
- ~~- Approval refused ⁽⁴⁾~~
- ~~- Approval withdrawn ⁽⁴⁾~~
- ~~- Production definitively discontinued ⁽⁴⁾~~

of a type of daytime running lamp, pursuant to Regulation No.87

Approval No : E6*87R00/19*0988*00 Extension No : -

Approval mark :

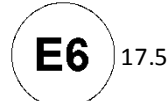
DCR RL
 01 00
 A 1a PL
 02 01
 → →



0988

Left hand

RL DCR
 00 01
 1a A PL
 01 02
 ← ←



0988

Right hand

- | | | |
|----|--|--|
| 1. | Trade name or mark of the daytime running lamp : | SONAR |
| 2. | Manufacturer's name for the type of daytime running lamp : | SK5481-105R08-H/ SK5482-105R08-H |
| 3. | Manufacturer's name and address : | Sonar Auto Parts Co., Ltd.
No. 427, Sec. 2, Wenhua Rd., Panchiao District,
New Taipei City, Taiwan, R.O.C. |
| 4. | If applicable, name and address of the manufacturer's representative : | - |
| 5. | Submitted for approval on : | 19.12.2017 ~ 03.01.2018 |
| 6. | Technical Service responsible for conducting approval test: | Vincotte N.V.
Jan Olieslagerslaan 35
1800 Vilvoorde
Belgium |
| 7. | Date of test report issued by that Service : | 12.04.2018 |
| 8. | Number of test report issued by that Service: | H1760607082/365 |

9.	Concise description :	See information document
	By category of lamp :	RL
	Number, category and kind of light source(s) ⁽²⁾ :	33LEDs / 1 light source
	Voltage and wattage :	12V, 11.5W
	Application of an electronic light source control gear / variable intensity control :	
	(a) Being part of the lamp :	Yes / No ⁽¹⁾
	(b) Being not part of the lamp :	Yes / No ⁽¹⁾
	Input voltage(s) supplied by an electronic light source control gear / variable intensity control :	13.5V
	Electronic light source control gear manufacturer and identification number (when the light source control gear is part of the lamp but is not included into the lamp body) :	-
	The lamp is only for use on a vehicle fitted with a tell-tale indicating failure :	Yes / No ⁽¹⁾
10.	The daytime running lamp is designed as an interdependent lamp system :	Yes / No ⁽¹⁾
	The interdependent lamp system consists of 2/3 interdependent lamps.	-
11.	Position of approval mark :	On the lamp
12.	Reason(s) for extension (if applicable) :	-
13.	Approval granted / extended / refused / withdrawn ⁽¹⁾	

14. Place : Brussels
15. Date : 12.04.2018
16. Signature :

ON BEHALF OF THE SECRETARY-GENERAL:



A handwritten signature in blue ink, reading 'R. Verhelst'.

R. VERHELST

17. The following documents, bearing the approval number shown above, are available on request.

- (1) *Delete where not applicable*
- (2) *For daytime running lamps with non-replaceable light sources indicate the number and total wattage of the light sources used.*



VINÇOTTE nv

Registered office: Jan Olieslagerslaan 35 • 1800 Vilvoorde • Belgium

VAT BE 0462.513.222 • RPM/RPR Brussels • BNP Paribas Fortis: BE24 2100 4113 6338 • BIC: GEBABEBB

Jan Olieslagerslaan 35 • 1800 Vilvoorde • Belgium • phone: +32 2 674 57 11 • brussels@vincotte.be

ISO/IEC 17020 Accredited inspection body - Accreditation certificate BELAC No. 016-INSP

1. **SUBJECT : DAYTIME RUNNING LAMPS**

R87-00

2. **REF. :** Report number : **H1760607082/365**

No. of pages : 1 of 11

No. of annexes : -

Bevasys : 201721835

Approval No. : (0988 00)

Update : 00

3. **GENERALITIES :**

Make of Device : SONAR

Commercial Type : -

Manufacturer's Type : SK5481-105R08-H / SK5482-105R08-H

Name and address of the manufacturer :

Sonar Auto Parts Co., Ltd.

No. 427, Sec. 2, Wenhua Rd., Panchiao District,

New Taipei City, Taiwan, R.O.C.

4. **TESTS :** Date and place : 2017.12.19 to 2018.01.03

SUN-JET VISIBLE LIGHT LABORATORY

Applied document(s) : SONAR SK5481(5482)-105R08-H / 00

Inspector : LU Wan-Ching

Persons witnessing the tests : LU Wan-Ching

Location of E-mark : On the lamp

5. **CONCLUSIONS :**

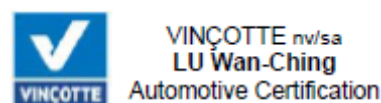
The tests were carried out according to the following specifications :

- UNECE Regulation No. 87 incorporating supplement 19 to the original version.

The models presented comply with the requirements to be applied.

Date : 2018.04.12

Signature :



2BH/LWC-DV

22B-AT

DESCRIPTION OF THE TESTED DAYTIME RUNNING LAMPS

Lamp type : Daytime running lamp, which is reciprocally incorporated with front position lamp.
 Category and kind of light source(s) : LED
 Number of light source : 33LEDs / 1 light source
 Voltage and wattage : 12V, 11.5W

GENERAL SPECIFICATIONS

Characteristics concerned and prescriptions to apply	References	Conformity	Not applied
The requirements contained in sections 5. "General specifications" and 6. "Individual specifications" and in the Annexes referenced in the said sections of Regulations Nos. 48, 53 or 86, and their series of amendments in force at the time of application for the lamp type approval shall apply to this Regulation.	6.		
The requirements pertinent to each lamp and to the category/ies of vehicle on which the lamp is intended to be installed shall be applied, where its verification at the moment of lamp type approval is feasible.			
Each daytime running lamp shall conform to the specifications set forth in the paragraphs below. An interdependent lamp system shall meet the requirements when all its interdependent lamps are operated together.	6.1.	X	
Daytime running lamps shall be so designed and constructed that in normal use, despite the vibrations to which they may be subjected, they continue to function satisfactorily retain the characteristics prescribed by this Regulation.	6.2.	X	
In the case of light source modules, it shall be checked that :	6.3.		X
The design of the light source module(s) shall be such as :	6.3.1.		
(a) that each light source module can only be fitted in no other position than the designated and correct one and can only be removed with the use of tool(s);			
(b) If there are more than one light source module used in the housing for a device, light source modules having different characteristics can not be interchanged within the same lamp housing.			
The light source module(s) shall be tamperproof.	6.3.2.		
A light source module shall be so designed that regardless of the use of tool(s), it shall not be mechanically interchangeable with any replaceable approved light source.	6.3.3.		
Daytime running lamps, which are reciprocally incorporated with another function, using a common light source, and designed to operate permanently with an electronic light source control gear to regulate the intensity of the light emitted, are permitted.	6.4.	X	
In the case of replaceable light source(s):	6.5.		X
Any category or categories of filament lamp(s) approved according to Regulation No. 37 and/or Regulation No. 128 may be used, provided that no restriction on the use is made in Regulation No. 37 and its series of amendments in force at the time of application for type approval or in Regulation No. 128 and its series of amendments in force at the time of application for type approval.	6.5.1.		
The design of the daytime running lamp shall be such that the light sources can be fixed in no other position but the correct one.	6.5.2.		
The light source holder shall conform to the characteristics given in IEC Publication 60061. The holder data sheet relevant to the category of light source used, applies.	6.5.3.		
In the case of non-replaceable filament lamp(s) or light source module(s) equipped with non-replaceable filament lamp(s), the applicant shall annex to the type approval documentation a report (by the light source manufacturer indicated in the type approval documentation), acceptable to the Type Approval Authority, that demonstrates compliance of these non-replaceable filament lamp(s) with the requirements as specified in paragraph 4.11. of IEC 60809, Edition 3.	6.6.		X



SONAR AUTO PARTS CO., LTD.

Head Office:

No. 427, Sec. 2, Wenhua Rd., Panchiao District,
New Taipei City, Taiwan, R.O.C.

Taipei Plant:

No.263, Yingtao Rd. Yingge District,
New Taipei City, Taiwan R.O.C

Tainan Plant:

No. 185, Sec. 1, Jhongshan Rd., Guiren District,
Tainan City, Taiwan, R.O.C.

COMBINATION HEADLAMP

SONAR SK5481-105R08-H / SK5482-105R08-H for Right Hand Traffic

Application: original

Date: December 19, 2017

Total number of pages: 9



AUTOMOTIVE certification
Business Class Kantorenpark
Jan Olieslagerslaan 35
B-1800 Vilvoorde
E-mail: homologation@vincotte.be
2018.04.12



Manufacturer name and address: Sonar Auto Parts Co., Ltd.

No. 427, Sec. 2, Wenhua Rd., Panchiao District,
New Taipei City, Taiwan, R.O.C.

Trade name or mark : SONAR

Type of device : SK5481-105R08-H / SK5482-105R08-H

SPECIFICATIONS**Function-Application-class category lamp and colour**

Trade name or mark		SONAR				
Function		Headlamp		Front Direction Indicator	Front Position Lamp ⁽²⁾⁽³⁾	Daytime Running Lamp ⁽²⁾⁽³⁾
		Driving Beam ⁽¹⁾	Passing Beam ⁽¹⁾			
ECE Regulation		98-01 Supplement 7	98-01 Supplement 7	6-01 Supplement 27	7-02 Supplement 26	87-00 Supplement 19
Class		-	-	-	-	-
Category		-	-	1a	A	-
Number, category and kind of lamp source(s)		1×D1S	1×D1S	1×PY21W	41LEDs / 1 light source	33LEDs / 1 light source
Voltage and wattage		12V, 35W	12V, 35W	12V, 21W	12V, 3W	12V, 11.5W
Lens	Outer	Clear	Clear	Clear	Clear	Clear
	Filter (Inner)	Clear	Clear	Clear	Clear + White	Clear
Colour of light emitted		White	White	Amber	White	White

⁽¹⁾ One D1S light source designed to provide alternately a driving beam and a passing beam.

⁽²⁾ Total 41LEDs / 1 light source for front position lamp and 33LEDs / 1 light source for daytime running lamp reciprocally incorporated with front position lamp only.

⁽³⁾ Electronic light source control gear is installed, being part of the lamp.

TECHNICAL DATA

Part		Material	Remark
Lens	Outer	PC (polycarbonate)	GE ⁽⁴⁾
	Filter (Inner)	PC (polycarbonate)	GE ⁽⁴⁾
	Filter (Inner) for passing beam and driving beam	Glass	-
Reflector		PA+M20% ⁽⁵⁾	Adjustable
Housing		PP + GF30%	-

⁽⁴⁾ The base material of lens: Type number is LEXAN Resin LS2 from GE Advanced Materials.

The hard coating: Type number is UVT 2008 from Shiang Yuan.

⁽⁵⁾ There are two kinds of sub-reflectors, one is electroplate and the other is black.

MARKING

Marking		Location
Trade name or mark	SONAR	See drawing
Approval marks	0988	See drawing
LED module code	-	-



AUTOMOTIVE certification
Business Class Kantorenpark
Jan Olieslagerslaan 35
B-1800 Vilvoorde
E-mail: homologation@vincotte.be
2018.04.12



DRAWINGS	
Reference	Version
SK5481(5482) 105R08-H-1	2018.01.05
SK5481(5482) 105R08-H-2	2018.01.05
SK5481(5482) 105R08-H-3	2018.01.05
SK5481(5482) 105R08-H-4	2018.01.05
SK5481(5482) 105R08-H-5	2018.01.05
SK5481(5482) 105R08-H-6	2018.01.05


(Null below)



AUTOMOTIVE certification
Business Class Kantorenpark
Jan Olieslagerslaan 35
B-1800 Vilvoorde
E-mail: homologation@vincotte.be
2018.04.12



DRIVING DIRECTION



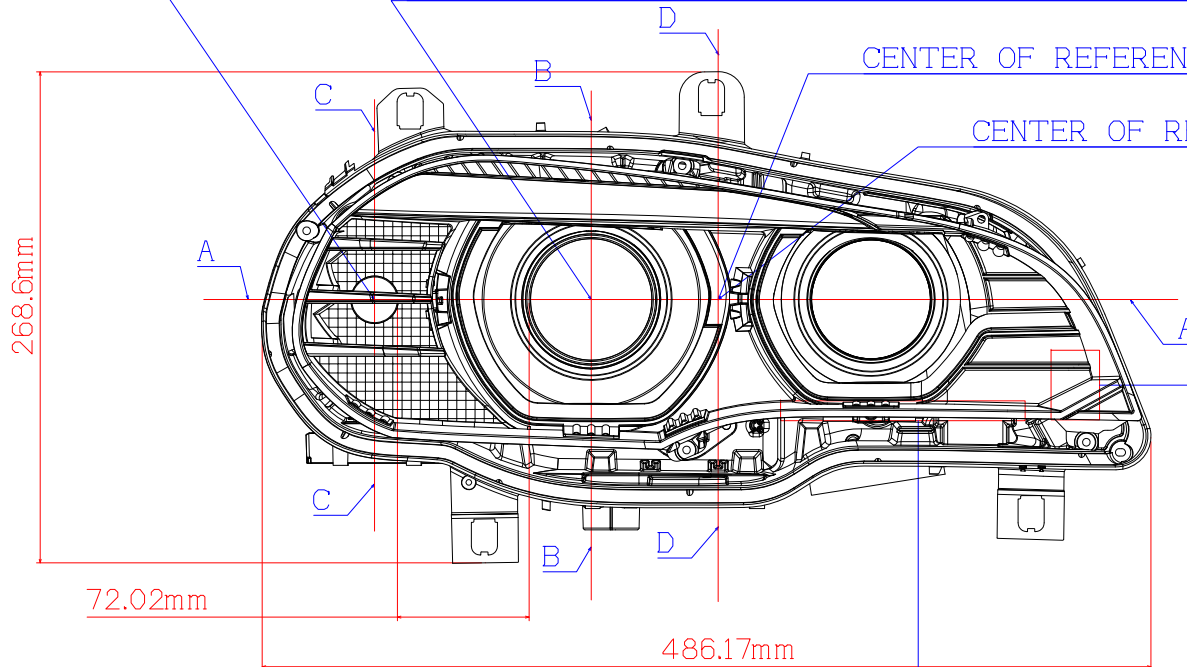
NOTE: 1. THIS DRAWING SHALL BE APPLIED FOR RIGHT SIDE ONLY,THE LEFT SIDE SHALL BE SYMMETRICAL
2. THE LENS IS FIXED TO HOUSING BY USING GLUE AND CLIPS.

CENTER OF REFERENCE (FRONT DIRECTION INDICATOR PY21W,12V21W)

CENTER OF REFERENCE ((DRIVING BEAM&PASSING BEAM D1S 12V35W)

CENTER OF REFERENCE (FRONT POSITION LAMP 41LED`s,12V3W)

CENTER OF REFERENCE (DAYTIME RUNNING LAMP 33LED`s,12V 11.5W)



DCR RL
01 00
A 1a PL
02 01
E6 17.5
0988

FOR LEFT

RL DCR
00 01
1a A PL
01 02
E6 17.5
0988

FOR RIGHT

RH SONAR SK5481 105R08-H

LH SONAR SK5482 105R08-H

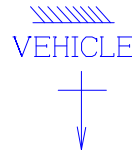
UNIT:mm



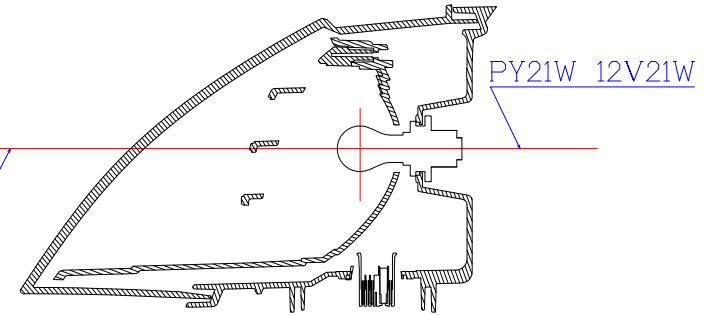
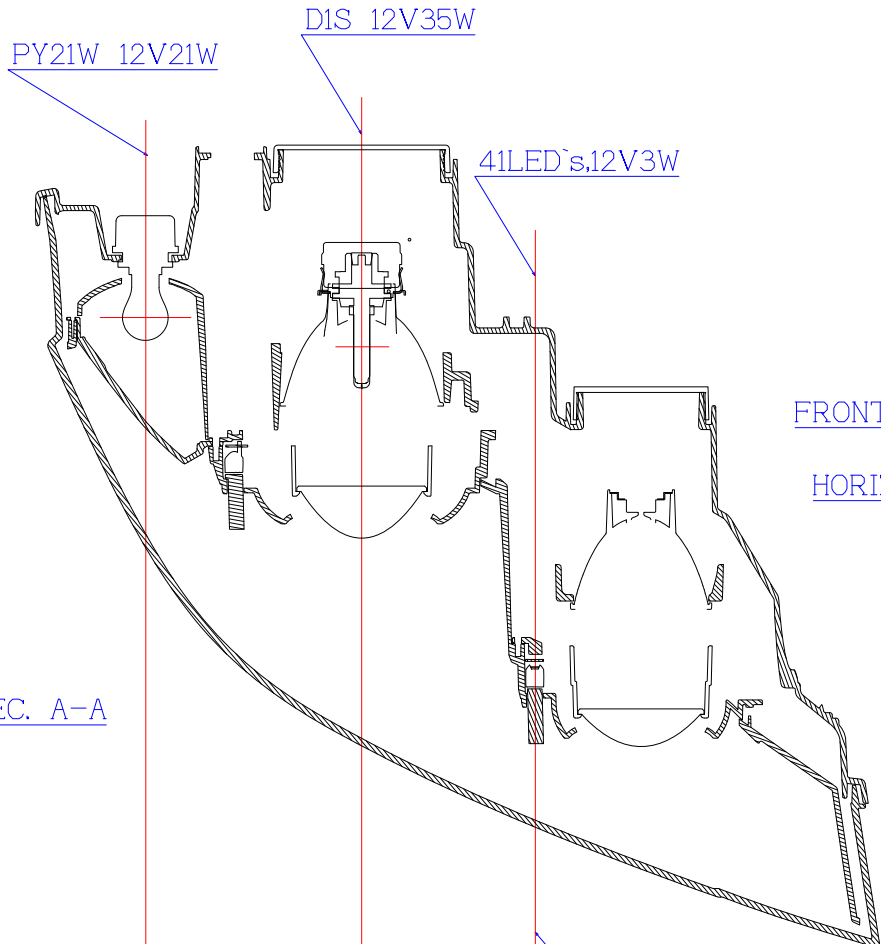
AUTOMOTIVE certification
Business Class Kantorenpark
Jan Olieslagerslaan 35
B-1800 Vilvoorde
E-mail: homologation@vincotte.be
2018.04.12

COMPANY	SONAR AUTO PARTS CO., LTD	
MODEL NAME	SK5481(5482) 105R08-H-1	DATE:2018.01.05
FUNCTION	COMBINATION HEAD LAMP	

DRIVING DIRECTION



NOTE: 1. THIS DRAWING SHALL BE APPLIED FOR RIGHT SIDE ONLY, THE LEFT SIDE SHALL BE SYMMETRICAL
2. THE LENS IS FIXED TO HOUSING BY USING GLUE AND CLIPS.



FRONT DIRECTION INDICATOR
AXIS OF REFERENCE
HORIZONTAL PLANE OF VEHICLE

SEC. A-A

SEC. C-C

AXIS OF REFERENCE
FRONT POSITION LAMP
LONGITUDINAL PLANE OF VEHICLE

DRIVING BEAM&PASSING BEAM

AXIS OF REFERENCE

LONGITUDINAL PLANE OF VEHICLE

AXIS OF REFERENCE
FRONT DIRECTION INDICATOR
LONGITUDINAL PLANE OF VEHICLE



AUTOMOTIVE certification
Business Class Kantorenpark
Jan Olieslagerslaan 35
B-1800 Vilvoorde
E-mail: homologation@vincotte.be
2018.04.12

UNIT:mm

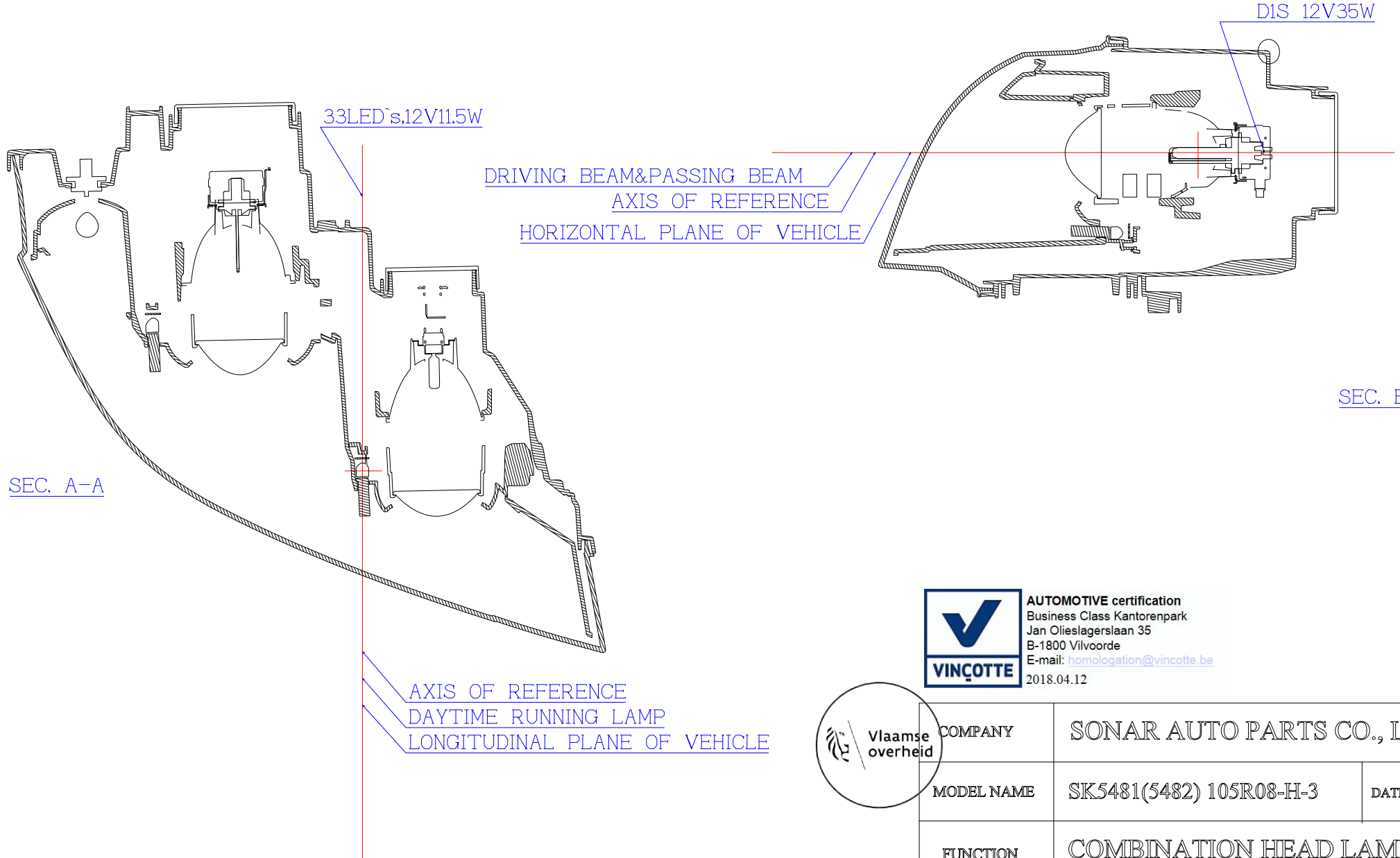


COMPANY	SONAR AUTO PARTS CO., LTD	
MODEL NAME	SK5481(5482) 105R08-H-2	DATE:2018.01.05
FUNCTION	COMBINATION HEAD LAMP	

DRIVING DIRECTION



NOTE: 1. THIS DRAWING SHALL BE APPLIED FOR RIGHT SIDE ONLY, THE LEFT SIDE SHALL BE SYMMETRICAL
2. THE LENS IS FIXED TO HOUSING BY USING GLUE AND CLIPS.



33LED's,12V1.5W

DRIVING BEAM&PASSING BEAM
AXIS OF REFERENCE
HORIZONTAL PLANE OF VEHICLE

D1S 12V35W

SEC. B-B

SEC. A-A

AXIS OF REFERENCE
DAYTIME RUNNING LAMP
LONGITUDINAL PLANE OF VEHICLE



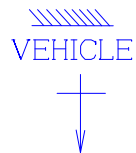
AUTOMOTIVE certification
Business Class Kantorenpark
Jan Olieslagerslaan 35
B-1800 Vilvoorde
E-mail: homologation@vincotte.be
2018.04.12

UNIT:mm



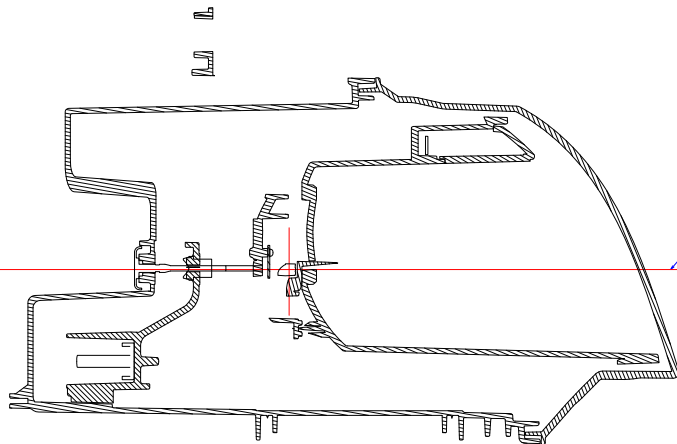
COMPANY	SONAR AUTO PARTS CO., LTD	
MODEL NAME	SK5481(5482) 105R08-H-3	DATE:2018.01.05
FUNCTION	COMBINATION HEAD LAMP	

DRIVING DIRECTION



NOTE: 1. THIS DRAWING SHALL BE APPLIED FOR RIGHT SIDE ONLY, THE LEFT SIDE SHALL BE SYMMETRICAL
 2. THE LENS IS FIXED TO HOUSING BY USING GLUE AND CLIPS.

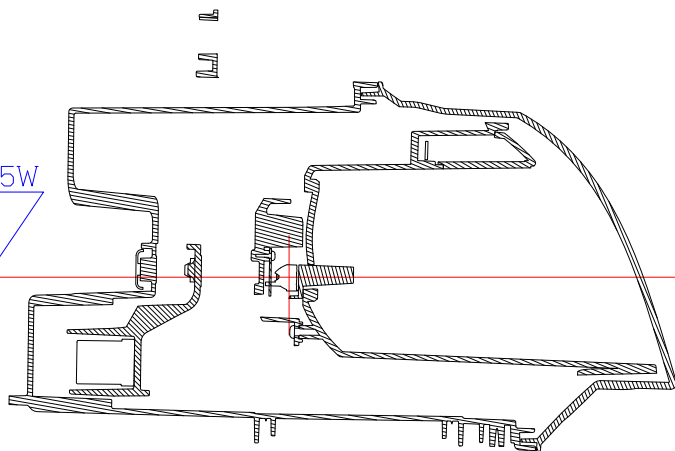
41LED's,12V3W



HORIZONTAL PLANE OF VEHICLE
 FRONT POSITION LAMP
 AXIS OF REFERENCE

SEC. D-D

33LED's,12V11.5W



HORIZONTAL PLANE OF VEHICLE
 DAYTIME RUNNING LAMP
 AXIS OF REFERENCE

SEC. D-D

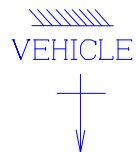
UNIT:mm



AUTOMOTIVE certification
 Business Class Kantorenpark
 Jan Olieslagerslaan 35
 B-1800 Vilvoorde
 E-mail: homologation@vincotte.be
 2018.04.12

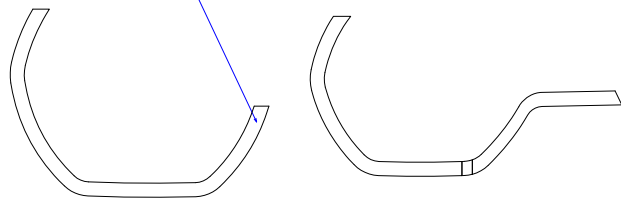
COMPANY	SONAR AUTO PARTS CO., LTD	
MODEL NAME	SK5481(5482) 105R08-H-4	DATE:2018.01.05
FUNCTION	COMBINATION HEAD LAMP	

DRIVING DIRECTION



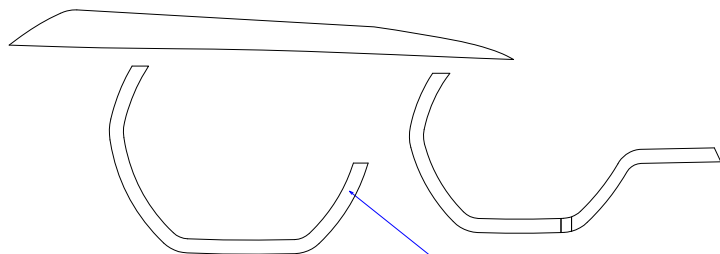
NOTE: 1. THIS DRAWING SHALL BE APPLIED FOR RIGHT SIDE ONLY, THE LEFT SIDE SHALL BE SYMMETRICAL
2. THE LENS IS FIXED TO HOUSING BY USING GLUE AND CLIPS.

CENTER OF REFERENCE



面積:3841平方mm

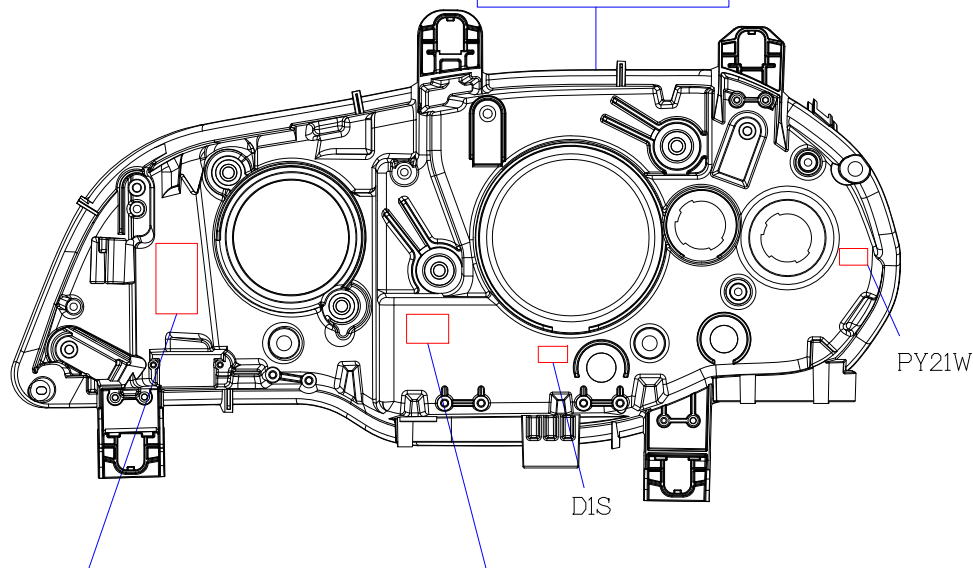
ILLUMINATING SURFACE OF DAYTIME RUNNING LAMP



CENTER OF REFERENCE

面積:11010平方mm

ILLUMINATING SURFACE OF FRONT POSITION LAMP



RL DCR
00 01
1a A PL
01 02
E6 17.5
0988
RH SONAR SK5481 105R08-H

SONAR SK5481 105R08-H
MADE IN TAIWAN
LENS >PC<
HOUSING >PP+GF30%<
INNER >PC<

12V LED
DRL:1.5W
POS:3W

12V ~~24V~~

RH

UNIT:mm



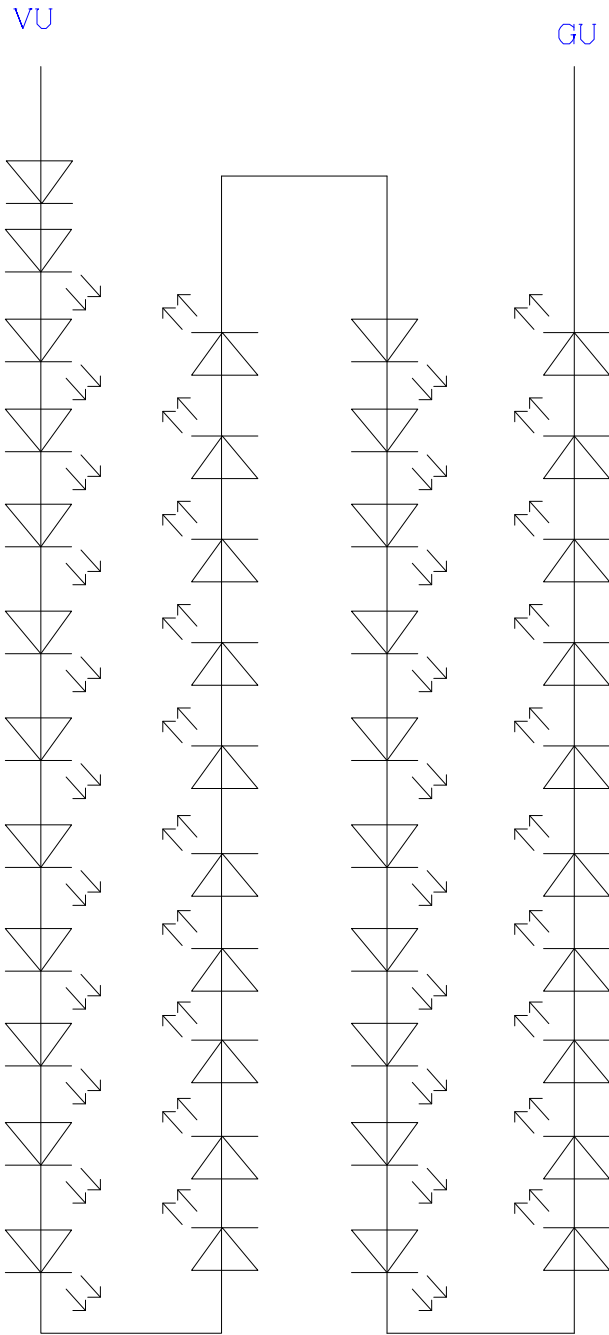
COMPANY	SONAR AUTO PARTS CO., LTD	
MODEL NAME	SK5481(5482) 105R08-H-5	DATE:2018.01.05
FUNCTION	COMBINATION HEAD LAMP	



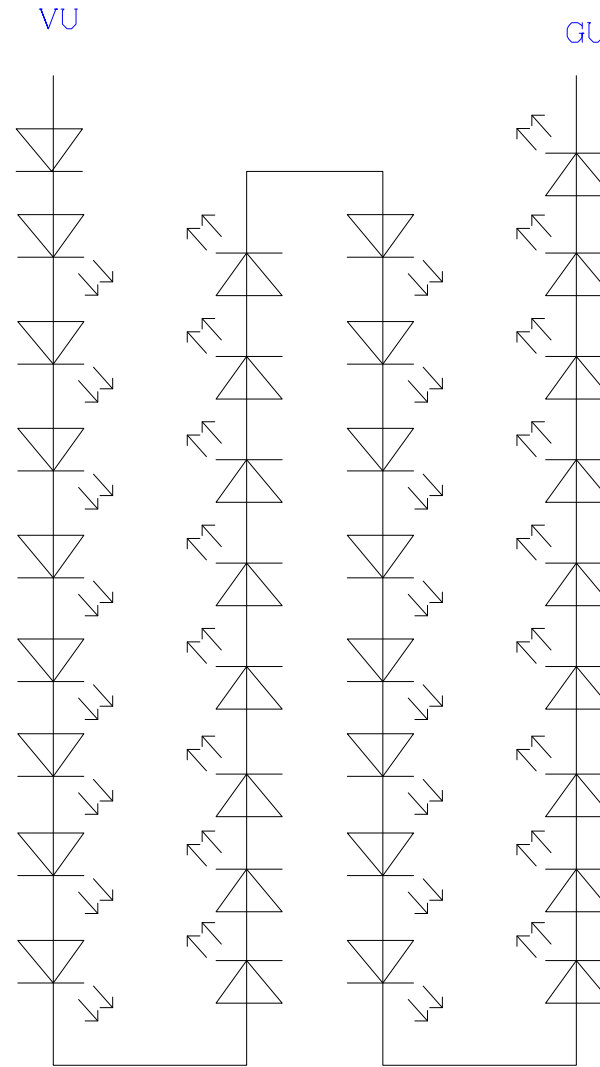
AUTOMOTIVE certification
Business Class Kantorenpark
Jan Olieslagerslaan 35
B-1800 Vilvoorde
E-mail: homologation@vincotte.be
2018.04.12

DRIVING DIRECTION

NOTE: 1. THIS DRAWING SHALL BE APPLIED FOR RIGHT SIDE ONLY, THE LEFT SIDE SHALL BE SYMMETRICAL
2. THE LENS IS FIXED TO HOUSING BY USING GLUE AND CLIPS.



CIRCUIT DIAGRAM OF FRONT POSITION LAMP



CIRCUIT DIAGRAM OF DAYTIME RUNNING LAMP

UNIT:mm



AUTOMOTIVE certification
Business Class Kantorenpark
Jan Olieslagerslaan 35
B-1800 Vilvoorde
E-mail: homologation@vincotte.be
2018.04.12



COMPANY	SONAR AUTO PARTS CO., LTD	
MODEL NAME	SK5481(5482) 105R08-H-6	DATE:2018.01.05
FUNCTION	COMBINATION HEAD LAMP	

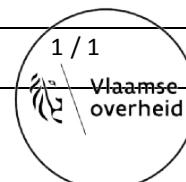
Index to the information package of a type approval with regard to a Regulation (UNECE) :

Last applicable Series of amendments	Base approval and update No	Extension No	Revision No	Issue date	Information document	
					Reference	Number of pages
R98-01	00	---	---	12.04.2018	SONAR SK5481(5482)-105R08-H / 00	9

Approved and to be attached to the approval certificate,

R. VERHELST

Updated Approval No:	E6*98R01/07*0988*00	BEVASYS :	201721836
Update No :	00	Issuedate :	12.04.2018





Communication concerning :

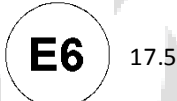
- Approval granted ⁽¹⁾
- ~~Approval extended ⁽⁴⁾~~
- ~~Approval refused ⁽⁴⁾~~
- ~~Approval withdrawn ⁽⁴⁾~~
- ~~Production definitively discontinued ⁽⁴⁾~~

of a type of headlamp, pursuant to Regulation No.98

Approval No : E6*98R01/07*0988*00 Extension No : -

Approval mark :

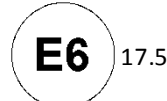
DCR RL
 01 00
 A 1a PL
 02 01
 → →



0988

Left hand

RL DCR
 00 01
 1a A PL
 01 02
 ← ←



0988

Right hand

- | | | |
|----|--|--|
| 1. | Trade name or mark of the headlamp or distributed lighting system: | SONAR |
| 2. | Manufacturer's name for the type of device or system : | SK5481-105R08-H/ SK5482-105R08-H for right hand traffic |
| 3. | Manufacturer's name and address : | Sonar Auto Parts Co., Ltd.
No. 427, Sec. 2, Wenhua Rd., Panchiao District,
New Taipei City, Taiwan, R.O.C. |
| 4. | If applicable, name and address of the manufacturer's representative : | - |
| 5. | Submitted for approval on : | 19.12.2017 ~ 20.03.2018 |
| 6. | Technical Service responsible for conducting approval test: | Vincotte N.V.
Jan Olieslagerslaan 35
1800 Vilvoorde
Belgium |
| 7. | Date of test report issued by that Service : | 12.04.2018 |
| 8. | Number of test report issued by that Service: | H1760607082/366 |

9.	Brief description:	See information document
9.1.	Headlamp / system submitted for approval as type ⁽²⁾ :	DCR PL
9.2.	The passing beam light source may/ may not ⁽¹⁾ be lit simultaneously with the driving beam light source and/or another reciprocally incorporated headlamp.	
9.3.	The rated voltage of the device is :	12V
9.4.	Category (or categories) of light source(s) ⁽³⁾ :	1×D1S for passing beam and driving beam
9.4.1.	If more than one objective luminous flux value is specified; Objective luminous flux value used for the principal passing beam :	3200 lm
9.4.2.	If more than one objective luminous flux value is specified; Objective luminous flux value used for the driving beam :	3200 lm
9.5.	Trade name and identification number of separate ballast(s) or part(s) of ballast(s) :	-
9.6.	The adjustment of the "cut-off" has been determined at :	10 m/25 m ⁽¹⁾
	The determination of the minimum sharpness of the "cut-off" has been carried out at :	10 m/25 m ⁽¹⁾
9.7.	Number and specific identification code(s) of LED module(s) :	-
9.8.	Distributed lighting system with one common gas-discharge light source:	Yes / No ⁽¹⁾
9.9.	Remarks (if any) :	-
9.10.	Measures according to paragraph 5.4. of this Regulation :	Applied
10.	Position of approval mark :	On the lamp
11.	Reason(s) for extension (if applicable) :	-
12.	Approval granted / extended / refused / withdrawn ⁽¹⁾	

13. Place : Brussels
14. Date : 12.04.2018
15. Signature :

ON BEHALF OF THE SECRETARY-GENERAL:



R. VERHELST

16. The list of documents deposited with the Type Approval Authority which has granted approval is annexed to this communication and may be obtained on request

(1) Delete where not applicable

(2) Indicate the appropriate marking selected from the list below:

DC,	DC/	DC/PL,	DR,	DCR,	DC/R,	DC PL,	DR PL,	DCR PL,	DC/R PL,
DC,	DCR,	DC/R,	DC/	DC PL,	DCR PL,	DC/R PL,	DC/PL,		
---	---	---	---	---	---	---	---		
DC,	DCR,	DC/R,	DC/	DC PL,	DCR PL,	DC/R PL,	DC/PL,		
<---	<---	<---	<---	<---	<---	<---	<---		
DLSC,	DLSC/	DLSC/PL,	DLSR,	DLSCR,	DLSC/R,	DLSC PL,	DLSR PL,	DLSCR PL,	DLSC/R PL,
DLSC,	DLSCR,	DLSC/R,	DLSC/	DLSC PL,	DLSCR PL,	DLSC/R PL,	DLSC/PL,		
---	---	---	---	---	---	---	---		
DLSC,	DLSCR,	DLSC/R,	DLSC/	DLSC PL,	DLSCR PL,	DLSC/R PL,	DLSC/PL,		
<---	<---	<---	<---	<---	<---	<---	<---		

(3) In the case of a DLS using a non-replaceable gas-discharge light source not approved under Regulation No. 99 shall be indicated the part number assigned by the light-generator manufacturer to the light-generator.



VINÇOTTE nv

Registered office: Jan Olieslagerslaan 35 • 1800 Vilvoorde • Belgium

VAT BE 0462.513.222 • RPM/RPR Brussels • BNP Paribas Fortis: BE24 2100 4113 6338 • BIC: GEBABEBB

Jan Olieslagerslaan 35 • 1800 Vilvoorde • Belgium • phone: +32 2 674 57 11 • brussels@vincotte.be

ISO/IEC 17020 Accredited inspection body - Accreditation certificate BELAC No. 016-INSP

1. **SUBJECT : HEADLAMPS (WITH GAS-DISCHARGE LIGHT SOURCES)**

R98-01

2. **REF. :** Report number : **H1760607082/366** No. of pages : 1 of 32 No. of annexes : -
Bevasys : 201721836 Approval No : (0988 00) Update : 00

3. **GENERALITIES :**

Make of Device : SONAR

Commercial Type : -

Manufacturer's Type : SK5481-105R08-H / SK5482-105R08-H

Name and address of the manufacturer :

Sonar Auto Parts Co., Ltd.

No. 427, Sec. 2, Wenhua Rd., Panchiao District,
New Taipei City, Taiwan, R.O.C.

4. **TESTS :** Date and place : 2017.12.19 to 2018.03.20
SUN-JET VISIBLE LIGHT LABORATORY
Applied document(s) : SONAR SK5481(5482)-105R08-H / 00
Inspector : LU Wan-Ching
Persons witnessing the tests : LU Wan-Ching
Location of E-mark : On the lamp

5. **CONCLUSIONS :**


The tests were carried out according to the following specifications :

- UNECE Regulation No. 98 incorporating supplement 07 to the 01 series of amendments.

The models presented comply with the requirements to be applied.

Date : 2018.04.12

Signature :

 **VINÇOTTE nv/sa**
LU Wan-Ching
Automotive Certification




2BH/LWC-DV

25C-AP

DESCRIPTION OF THE TESTED HEADLAMP

Headlamp/system type : ~~passing beam~~ / ~~driving beam~~ / passing and driving beam
 Drive type : ~~left hand traffic~~ / right hand traffic / ~~left and right hand traffic~~
 Adjustable reflector : yes / ~~no~~
 Distributed lighting system : ~~yes~~ / no
 Category of light source : 1xD1S 12V, 35W for designed to provide alternately a driving beam and a passing beam

GENERAL SPECIFICATIONS

Characteristics concerned and prescriptions to apply	References	Conformity	Not applicated
Each sample shall comply with the specifications set forth in §s 6. to 8. below.	5.1.	X	
Headlamps shall be so made as to retain their prescribed photometric characteristics and to remain in good working order when in normal use, in spite of the vibrations to which they may be subjected.	5.2.		
Headlamps shall be fitted with a device enabling them to be so adjusted on the vehicle as to comply with the rules applicable to them. Such a device need not be fitted on units in which the reflector and the diffusing lens cannot be separated, provided the use of such units is confined to vehicles on which the headlamps setting can be adjusted by other means.	5.2.1.	X	
Where a headlamp providing a principal passing beam and a headlamp providing a driving beam, each equipped with its own light source(s), are assembled to form a composite unit, the adjusting device shall enable each optical system individually to be duly adjusted. The same provision applies to headlamps providing a front fog lamp beam and a driving beam, and to headlamps providing a principal passing beam and a front fog lamp beam, and to headlamps providing these three beams.			
However, these provisions shall not apply to headlamp assemblies whose reflectors are indivisible. For this type of assembly, the requirements of § 6.3. of this Regulation shall apply.	5.2.2.		X
Headlamps designed to satisfy the requirements of both right-hand and of left-hand traffic may be adapted for traffic on a given side of the road either by an appropriate initial setting when fitted on the vehicle or by selective setting by the user. Such initial or selective setting may consist, for example, of fixing either the optical unit at a given angle on the vehicle or the light source(s) at a given angle in relation to the optical unit. In all cases, only two different and clearly distinct settings, one for right-hand and one for left-hand traffic, shall be possible, and the design shall preclude inadvertent shifting from one setting to the other or setting in an intermediate position. Where two different setting positions are provided for the light source, the components for attaching the light source to the reflector must be so designed and made that, in each of its two settings, the light source will be held in position with the precision required for headlamps designed for traffic on only one side of the road. Conformity with the requirements of this § shall be verified by visual inspection and, where necessary, by a test fitting.	5.3.		X
Illumination configuration for different traffic conditions	5.4.	X	

Manufacturer name and address: Sonar Auto Parts Co., Ltd.

No. 427, Sec. 2, Wenhua Rd., Panchiao District,
New Taipei City, Taiwan, R.O.C.

Trade name or mark : SONAR

Type of device : SK5481-105R08-H / SK5482-105R08-H

SPECIFICATIONS**Function-Application-class category lamp and colour**

Trade name or mark		SONAR				
Function		Headlamp		Front Direction Indicator	Front Position Lamp ⁽²⁾⁽³⁾	Daytime Running Lamp ⁽²⁾⁽³⁾
		Driving Beam ⁽¹⁾	Passing Beam ⁽¹⁾			
ECE Regulation		98-01 Supplement 7	98-01 Supplement 7	6-01 Supplement 27	7-02 Supplement 26	87-00 Supplement 19
Class		-	-	-	-	-
Category		-	-	1a	A	-
Number, category and kind of lamp source(s)		1×D1S	1×D1S	1×PY21W	41LEDs / 1 light source	33LEDs / 1 light source
Voltage and wattage		12V, 35W	12V, 35W	12V, 21W	12V, 3W	12V, 11.5W
Lens	Outer	Clear	Clear	Clear	Clear	Clear
	Filter (Inner)	Clear	Clear	Clear	Clear + White	Clear
Colour of light emitted		White	White	Amber	White	White

⁽¹⁾ One D1S light source designed to provide alternately a driving beam and a passing beam.

⁽²⁾ Total 41LEDs / 1 light source for front position lamp and 33LEDs / 1 light source for daytime running lamp reciprocally incorporated with front position lamp only.

⁽³⁾ Electronic light source control gear is installed, being part of the lamp.

TECHNICAL DATA

Part		Material	Remark
Lens	Outer	PC (polycarbonate)	GE ⁽⁴⁾
	Filter (Inner)	PC (polycarbonate)	GE ⁽⁴⁾
	Filter (Inner) for passing beam and driving beam	Glass	-
Reflector		PA+M20% ⁽⁵⁾	Adjustable
Housing		PP + GF30%	-

⁽⁴⁾ The base material of lens: Type number is LEXAN Resin LS2 from GE Advanced Materials.

The hard coating: Type number is UVT 2008 from Shiang Yuan.

⁽⁵⁾ There are two kinds of sub-reflectors, one is electroplate and the other is black.

MARKING

Marking		Location
Trade name or mark	SONAR	See drawing
Approval marks	0988	See drawing
LED module code	-	-



AUTOMOTIVE certification
Business Class Kantorenpark
Jan Olieslagerslaan 35
B-1800 Vilvoorde
E-mail: homologation@vincotte.be
2018.04.12



DRAWINGS	
Reference	Version
SK5481(5482) 105R08-H-1	2018.01.05
SK5481(5482) 105R08-H-2	2018.01.05
SK5481(5482) 105R08-H-3	2018.01.05
SK5481(5482) 105R08-H-4	2018.01.05
SK5481(5482) 105R08-H-5	2018.01.05
SK5481(5482) 105R08-H-6	2018.01.05

(Null below)




AUTOMOTIVE certification
Business Class Kantorenpark
Jan Olieslagerslaan 35
B-1800 Vilvoorde
E-mail: homologation@vincotte.be
2018.04.12



DRIVING DIRECTION



NOTE: 1. THIS DRAWING SHALL BE APPLIED FOR RIGHT SIDE ONLY,THE LEFT SIDE SHALL BE SYMMETRICAL
2. THE LENS IS FIXED TO HOUSING BY USING GLUE AND CLIPS.



CENTER OF REFERENCE (FRONT DIRECTION INDICATOR PY21W,12V21W)

CENTER OF REFERENCE ((DRIVING BEAM&PASSING BEAM D1S 12V35W)

CENTER OF REFERENCE (FRONT POSITION LAMP 41LED`s,12V3W)

CENTER OF REFERENCE (DAYTIME RUNNING LAMP 33LED`s,12V 11.5W)

DCR RL
01 00
A 1a PL
02 01
E6 17.5
0988

FOR LEFT

RL DCR
00 01
1a A PL
01 02
E6 17.5
0988

FOR RIGHT

RH SONAR SK5481 105R08-H

LH SONAR SK5482 105R08-H

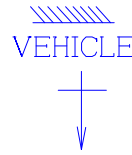
UNIT:mm



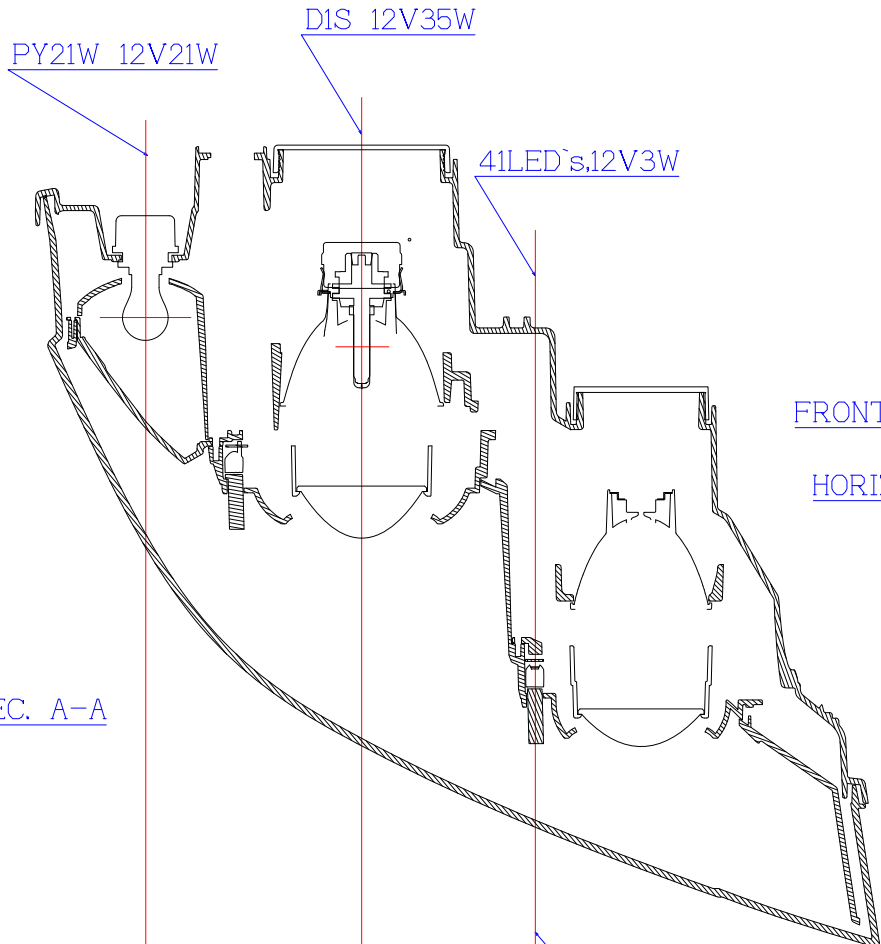
AUTOMOTIVE certification
Business Class Kantorenpark
Jan Olieslagerslaan 35
B-1800 Vilvoorde
E-mail: homologation@vincotte.be
2018.04.12

COMPANY	SONAR AUTO PARTS CO., LTD	
MODEL NAME	SK5481(5482) 105R08-H-1	DATE:2018.01.05
FUNCTION	COMBINATION HEAD LAMP	

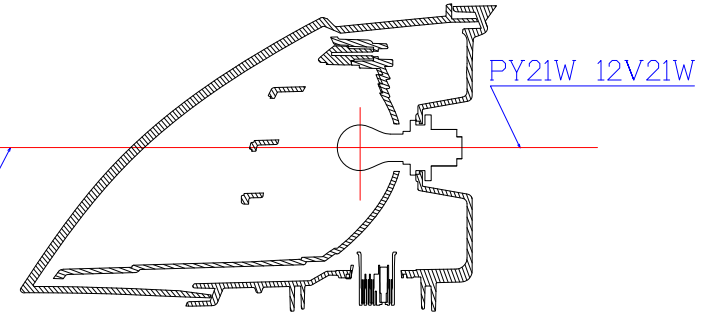
DRIVING DIRECTION



NOTE: 1. THIS DRAWING SHALL BE APPLIED FOR RIGHT SIDE ONLY, THE LEFT SIDE SHALL BE SYMMETRICAL
2. THE LENS IS FIXED TO HOUSING BY USING GLUE AND CLIPS.



FRONT DIRECTION INDICATOR
AXIS OF REFERENCE
HORIZONTAL PLANE OF VEHICLE



SEC. A-A

SEC. C-C

AXIS OF REFERENCE
FRONT POSITION LAMP
LONGITUDINAL PLANE OF VEHICLE

DRIVING BEAM&PASSING BEAM

AXIS OF REFERENCE

LONGITUDINAL PLANE OF VEHICLE

AXIS OF REFERENCE
FRONT DIRECTION INDICATOR
LONGITUDINAL PLANE OF VEHICLE



AUTOMOTIVE certification
Business Class Kantorenpark
Jan Olieslagerslaan 35
B-1800 Vilvoorde
E-mail: homologation@vincotte.be
2018.04.12

UNIT:mm

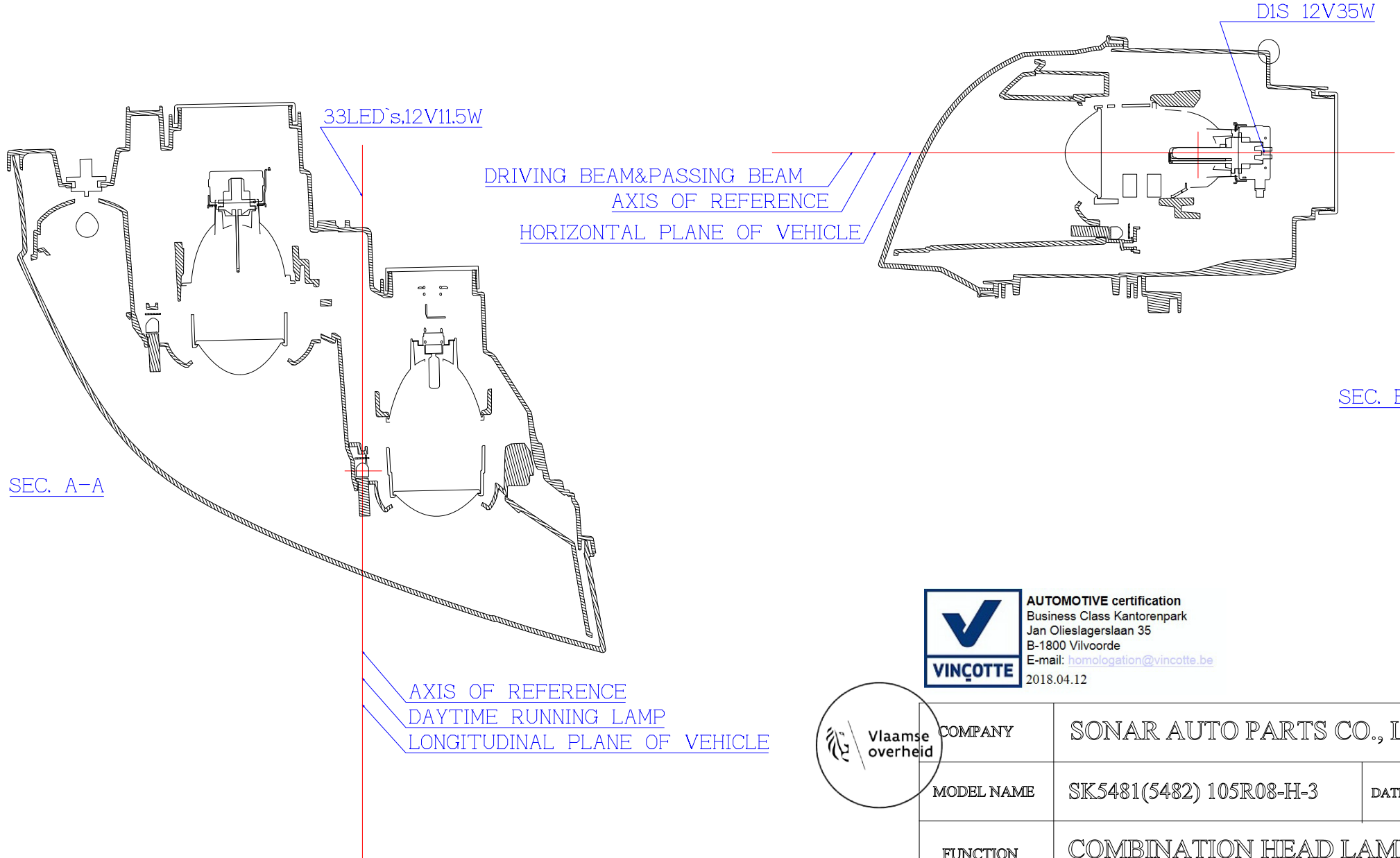


COMPANY	SONAR AUTO PARTS CO., LTD	
MODEL NAME	SK5481(5482) 105R08-H-2	DATE:2018.01.05
FUNCTION	COMBINATION HEAD LAMP	

DRIVING DIRECTION



NOTE: 1. THIS DRAWING SHALL BE APPLIED FOR RIGHT SIDE ONLY, THE LEFT SIDE SHALL BE SYMMETRICAL
 2. THE LENS IS FIXED TO HOUSING BY USING GLUE AND CLIPS.



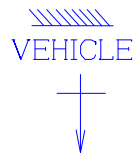
AUTOMOTIVE certification
 Business Class Kantorenpark
 Jan Olieslagerslaan 35
 B-1800 Vilvoorde
 E-mail: homologation@vincotte.be
 2018.04.12

UNIT:mm



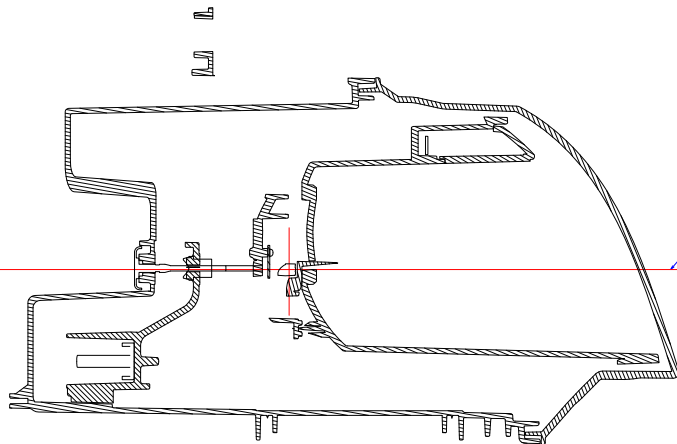
COMPANY	SONAR AUTO PARTS CO., LTD	
MODEL NAME	SK5481(5482) 105R08-H-3	DATE:2018.01.05
FUNCTION	COMBINATION HEAD LAMP	

DRIVING DIRECTION



NOTE: 1. THIS DRAWING SHALL BE APPLIED FOR RIGHT SIDE ONLY, THE LEFT SIDE SHALL BE SYMMETRICAL
 2. THE LENS IS FIXED TO HOUSING BY USING GLUE AND CLIPS.

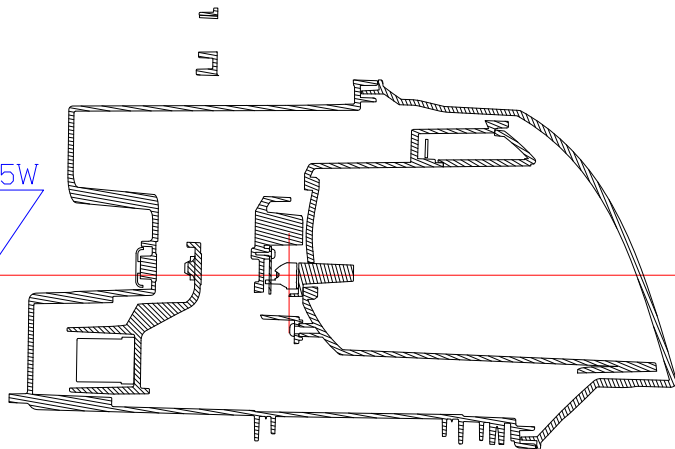
41LED's,12V3W



HORIZONTAL PLANE OF VEHICLE
 FRONT POSITION LAMP
 AXIS OF REFERENCE

SEC. D-D

33LED's,12V11.5W



HORIZONTAL PLANE OF VEHICLE
 DAYTIME RUNNING LAMP
 AXIS OF REFERENCE

SEC. D-D

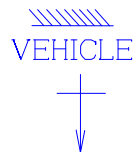
UNIT:mm



AUTOMOTIVE certification
 Business Class Kantorenpark
 Jan Olieslagerslaan 35
 B-1800 Vilvoorde
 E-mail: homologation@vincotte.be
 2018.04.12

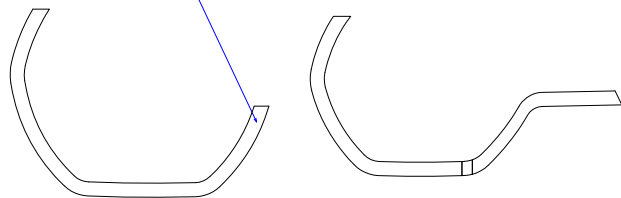
COMPANY	SONAR AUTO PARTS CO., LTD	
MODEL NAME	SK5481(5482) 105R08-H-4	DATE:2018.01.05
FUNCTION	COMBINATION HEAD LAMP	

DRIVING DIRECTION



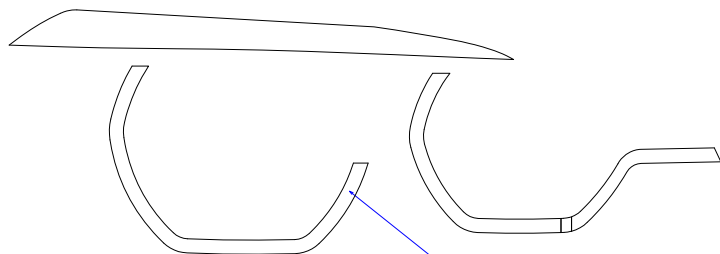
NOTE: 1. THIS DRAWING SHALL BE APPLIED FOR RIGHT SIDE ONLY, THE LEFT SIDE SHALL BE SYMMETRICAL
2. THE LENS IS FIXED TO HOUSING BY USING GLUE AND CLIPS.

CENTER OF REFERENCE



面積:3841平方mm

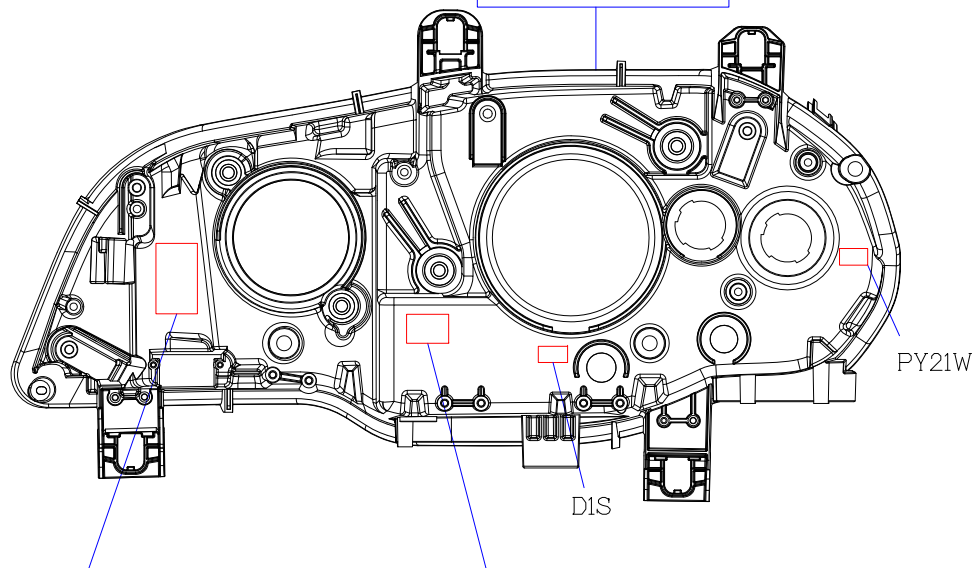
ILLUMINATING SURFACE OF DAYTIME RUNNING LAMP



CENTER OF REFERENCE

面積:11010平方mm

ILLUMINATING SURFACE OF FRONT POSITION LAMP



RL DCR
00 01
1a A PL
01 02
E6 17.5
0988
RH SONAR SK5481 105R08-H

SONAR SK5481 105R08-H
MADE IN TAIWAN
LENS >PC<
HOUSING >PP+GF30%<
INNER >PC<

12V LED
DRL:1.5W
POS:3W

12V ~~24V~~

RH

UNIT:mm



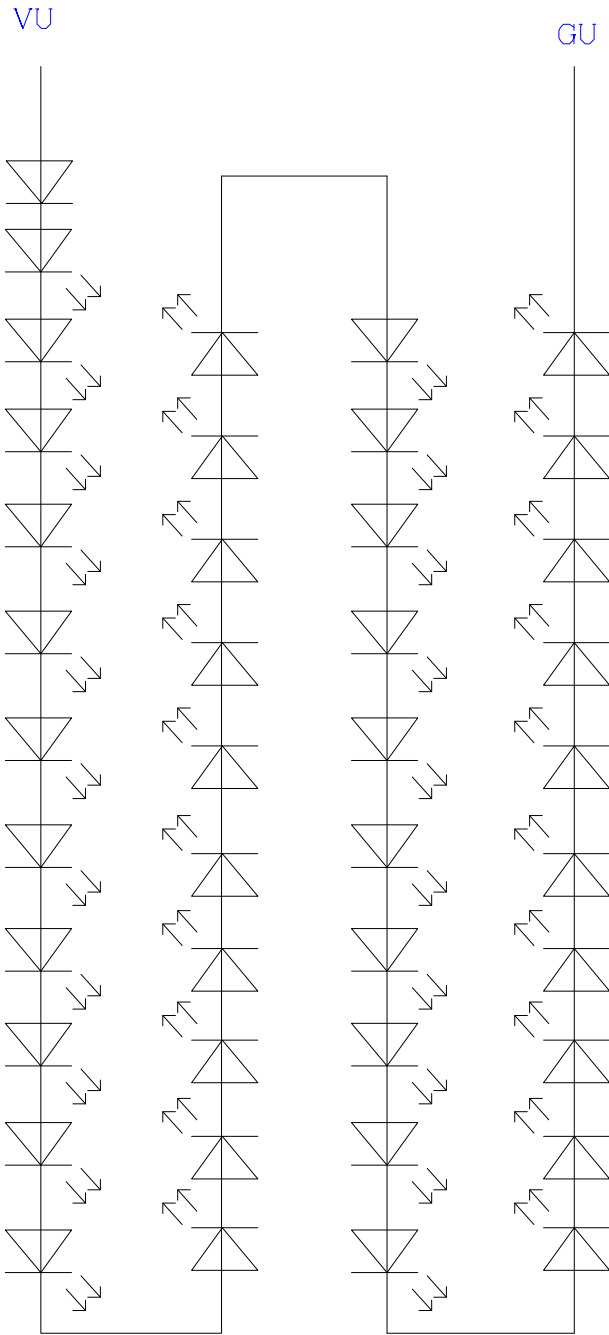
COMPANY	SONAR AUTO PARTS CO., LTD	
MODEL NAME	SK5481(5482) 105R08-H-5	DATE:2018.01.05
FUNCTION	COMBINATION HEAD LAMP	



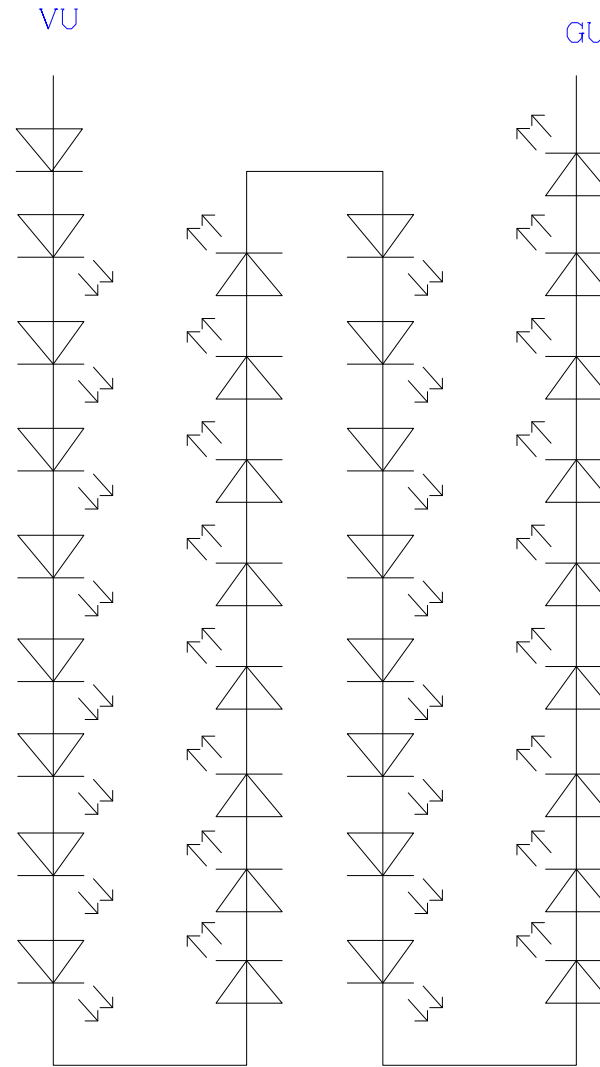
AUTOMOTIVE certification
Business Class Kantorenpark
Jan Olievierslaan 35
B-1800 Vilvoorde
E-mail: homologation@vincotte.be
2018.04.12

DRIVING DIRECTION

NOTE: 1. THIS DRAWING SHALL BE APPLIED FOR RIGHT SIDE ONLY, THE LEFT SIDE SHALL BE SYMMETRICAL
2. THE LENS IS FIXED TO HOUSING BY USING GLUE AND CLIPS.



CIRCUIT DIAGRAM OF FRONT POSITION LAMP



CIRCUIT DIAGRAM OF DAYTIME RUNNING LAMP

UNIT:mm



AUTOMOTIVE certification
Business Class Kantorenpark
Jan Olieslagerslaan 35
B-1800 Vilvoorde
E-mail: homologation@vincotte.be
2018.04.12



COMPANY	SONAR AUTO PARTS CO., LTD	
MODEL NAME	SK5481(5482) 105R08-H-6	DATE:2018.01.05
FUNCTION	COMBINATION HEAD LAMP	